

# HARVARD CAPS HARRIS POLL



Field Dates: January 17-18, 2024



## SURVEY METHOD

This survey was conducted online within the United States from **January 17-18 among 2,346 registered voters** by The Harris Poll and HarrisX.

Results were weighted for age within gender, region, race/ethnicity, marital status, household size, income, employment, education, political party, and political ideology where necessary to align them with their actual proportions in the population. Propensity score weighting was also used to adjust for respondents' propensity to be online.

The poll was supervised by pollsters:

**Mark Penn** (Chairman, The Harris Poll)

**Dritan Nesho** (CEO, HarrisX)

**Stephen Ansolabehere** (Professor and CAPS Director Emeritus, Harvard University)

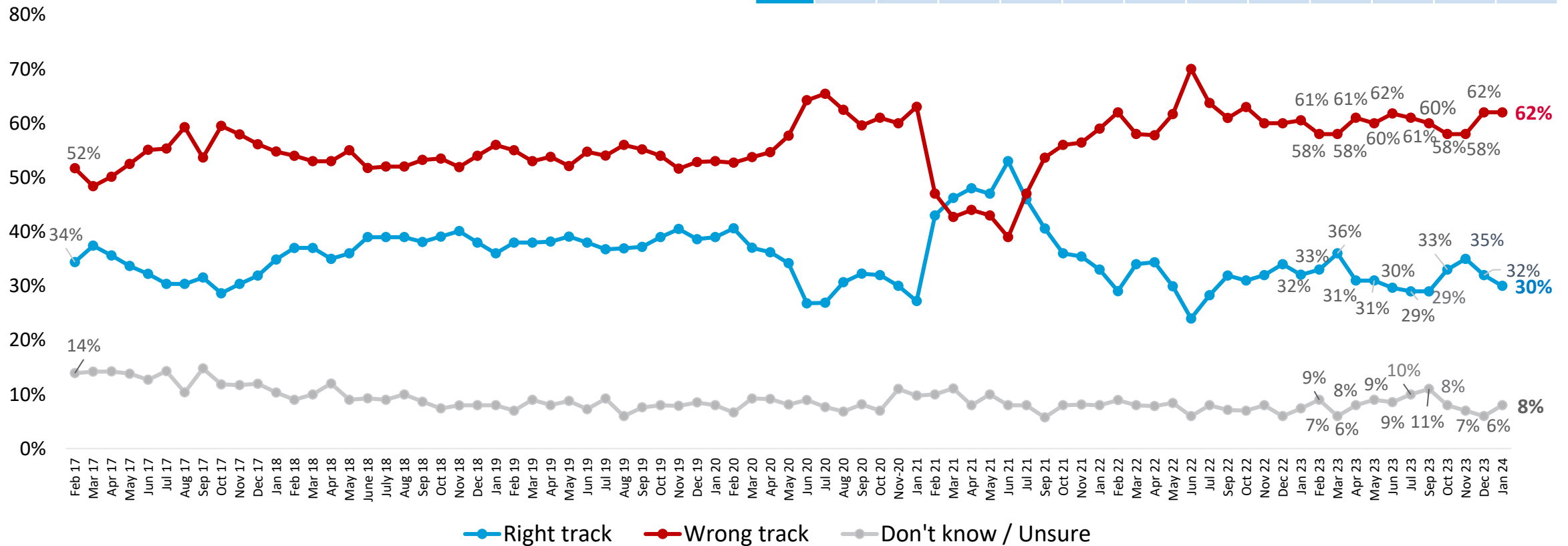
# Approval and Mood of Country

# JUST 3 IN 10 SAY THE COUNTRY IS ON THE RIGHT TRACK, DOWN 5 PTS FROM NOVEMBER

% Who Say "Right Track"

	01/23	02/23	03/23	04/23	05/23	06/23	07/23	09/23	10/23	11/23	12/23	01/24
<b>GOP</b>	14%	18%	19%	14%	14%	10%	14%	13%	14%	20%	11%	10%
<b>DEM</b>	57%	55%	58%	54%	55%	54%	51%	50%	58%	58%	58%	52%
<b>IND</b>	21%	23%	27%	22%	20%	21%	19%	21%	22%	23%	25%	26%

Country: Right Track / Wrong Track

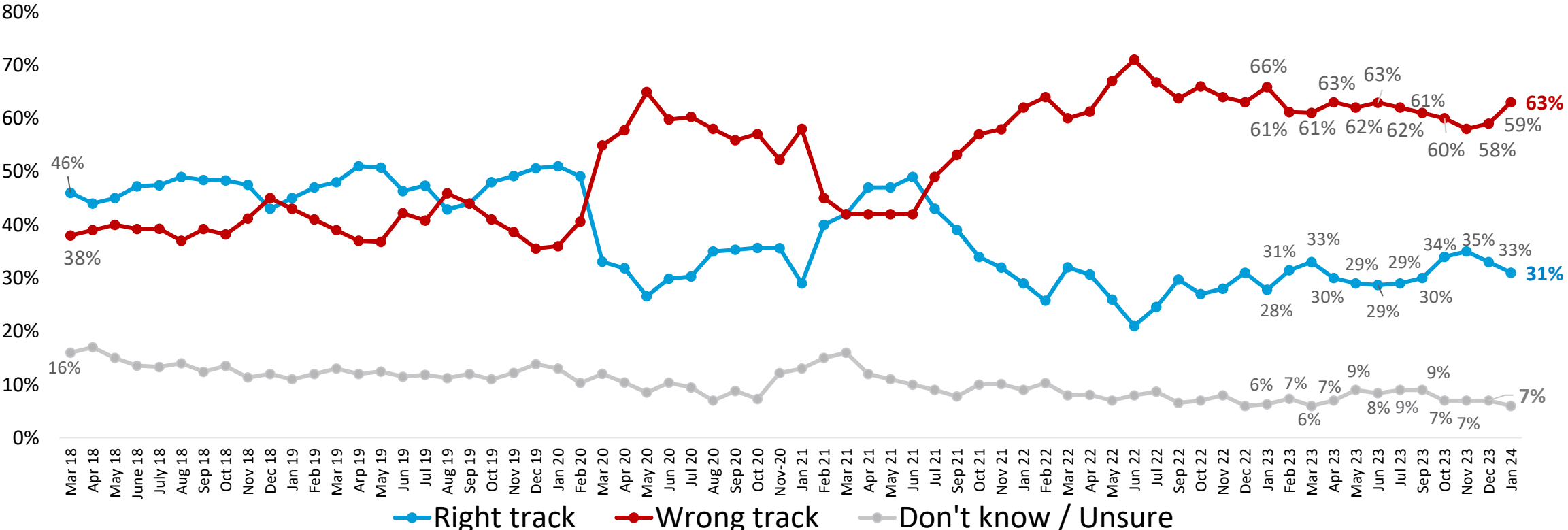


# PERCEPTION OF THE U.S. ECONOMY REMAINS NEGATIVE, WITH LESS THAN A THIRD SAYING IT IS ON THE RIGHT TRACK

## U.S. Economy: Right Track / Wrong Track

% Who Say "Right Track"

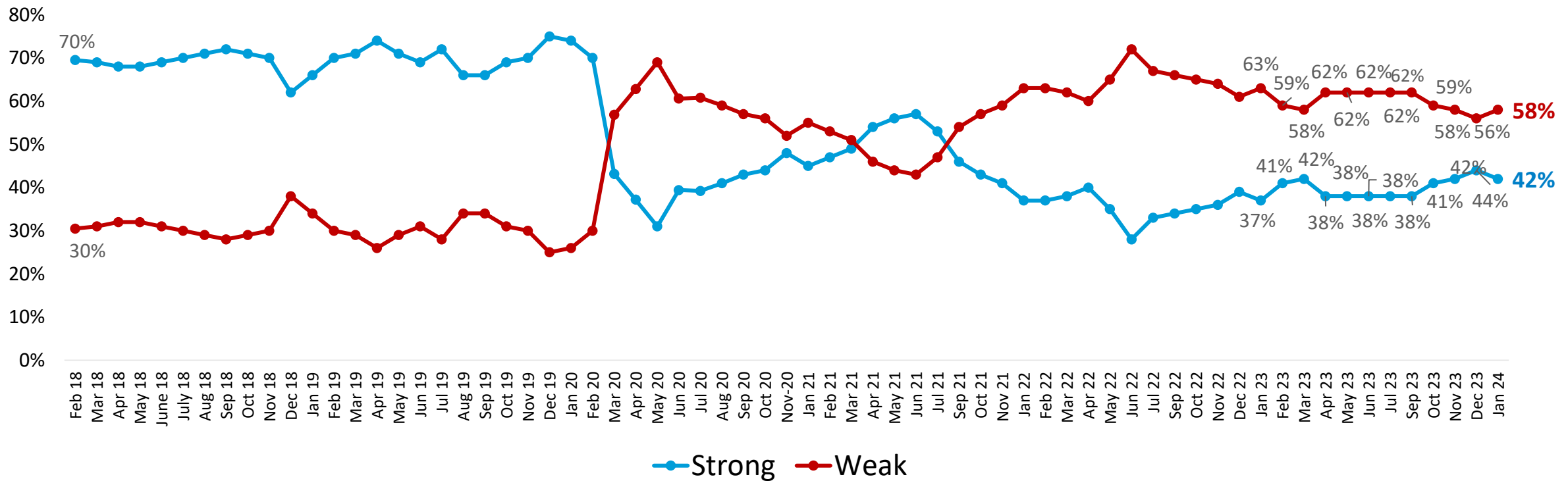
	01/23	02/23	03/23	04/23	05/23	06/23	07/23	09/23	10/23	11/23	12/23	01/24
<b>GOP</b>	12%	16%	19%	12%	14%	11%	13%	14%	13%	22%	14%	11%
<b>DEM</b>	50%	53%	58%	54%	55%	51%	51%	50%	58%	55%	55%	54%
<b>IND</b>	19%	23%	27%	20%	20%	22%	18%	23%	25%	25%	29%	27%



M2. In general, do you think the American economy is on the right track or is it off on the wrong track?

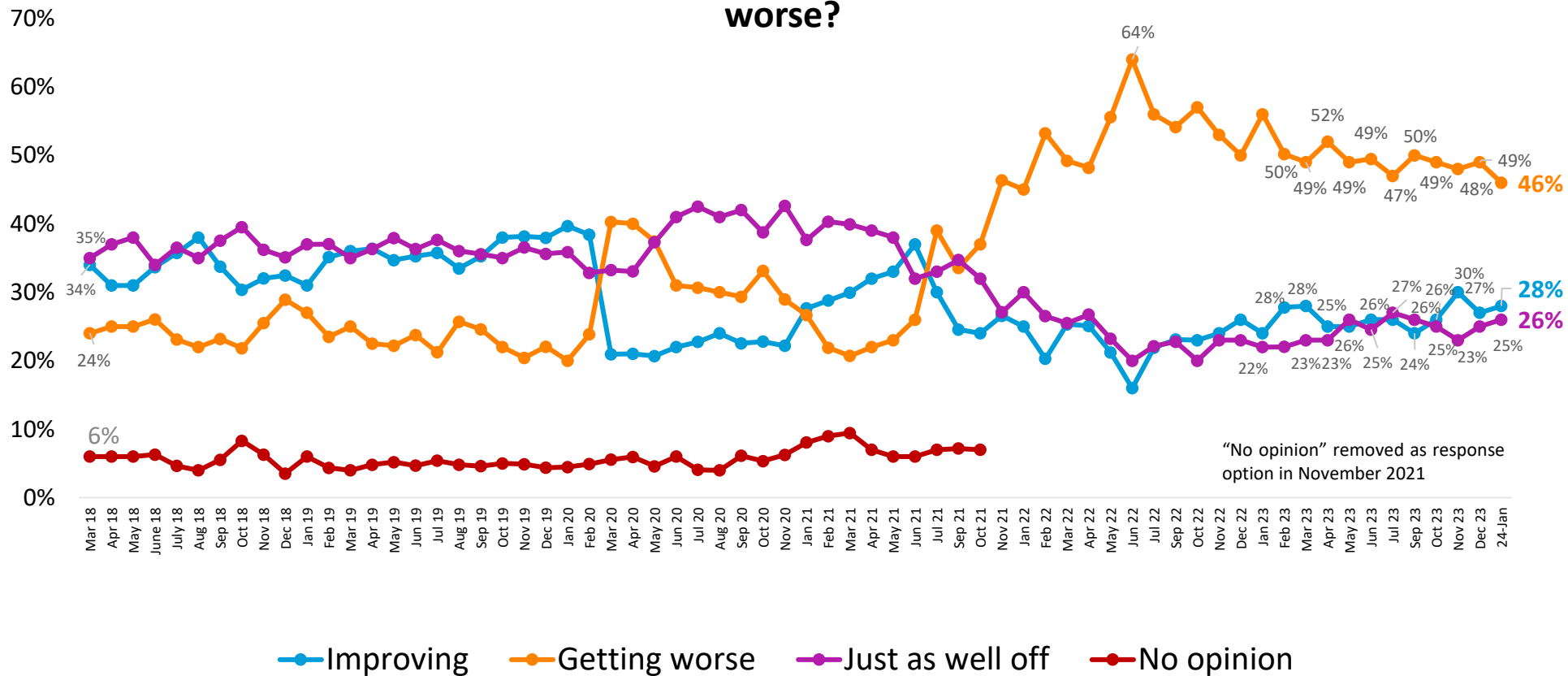
# THE PERCEIVED STRENGTH OF THE U.S. ECONOMY REMAINS UNDERWATER, WITH 3 IN 5 SAYING IT IS WEAK

## How strong do you think the U.S. economy is today?



# JUST UNDER HALF OF VOTERS THINK THEIR FINANCIAL SITUATION IS WORSENING

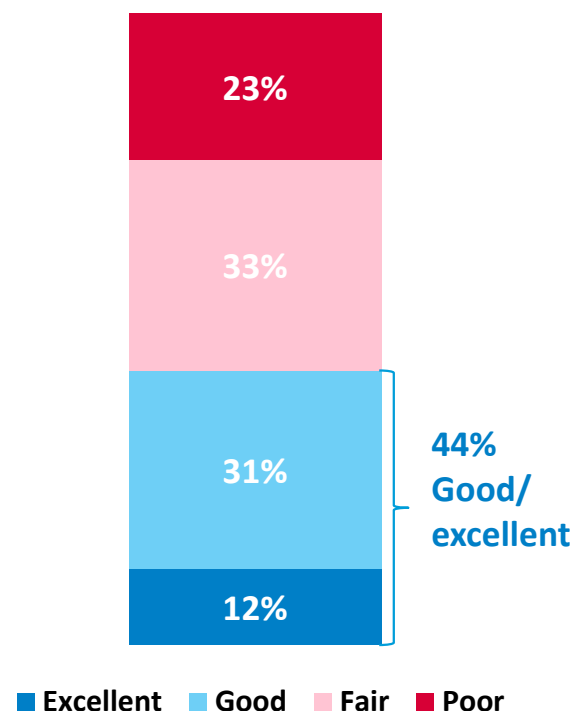
## Would you say that your personal financial situation is improving or getting worse?



Row %	Improving	Getting worse
GOP	17%	62%
DEM	41%	28%
IND/OTH	23%	49%
Male	32%	43%
Female	24%	49%
18-24	37%	40%
25-34	38%	41%
35-44	38%	42%
45-54	28%	48%
55-64	17%	51%
65+	17%	51%
White	24%	49%
Black/AA	44%	32%
Hispanic	33%	46%
Asian	23%	42%
Other	24%	41%
Urban	43%	32%
Suburban	23%	50%
Rural	20%	57%

# MOST VOTERS SAY THEIR CURRENT PERSONAL ECONOMIC SITUATION IS FAIR OR POOR

Do you think your personal economics right now are...

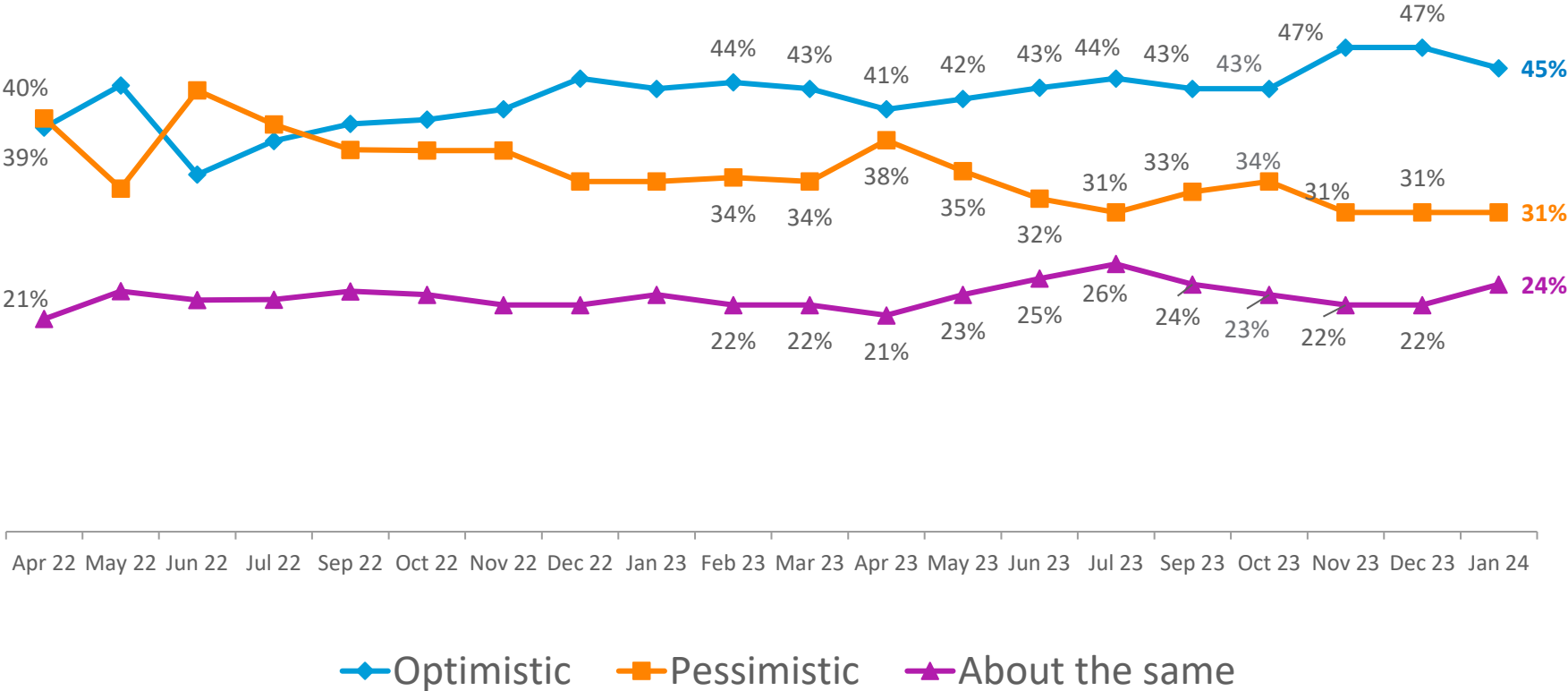


Row %	Excellent	Good	Fair	Poor
GOP	7%	23%	<b>37%</b>	33%
DEM	19%	<b>40%</b>	29%	12%
IND/OTH	11%	31%	<b>34%</b>	25%
Male	14%	<b>33%</b>	31%	21%
Female	11%	29%	<b>35%</b>	25%
18-24	21%	24%	<b>38%</b>	17%
25-34	19%	<b>36%</b>	26%	18%
35-44	17%	<b>33%</b>	30%	20%
45-54	12%	<b>31%</b>	29%	29%
55-64	7%	26%	<b>37%</b>	30%
65+	6%	32%	<b>38%</b>	23%
White	11%	30%	<b>33%</b>	26%
Black/AA	21%	<b>34%</b>	33%	12%
Hispanic	12%	34%	<b>35%</b>	20%
Asian	11%	<b>33%</b>	32%	23%
Other	7%	30%	<b>43%</b>	20%
Urban	22%	<b>34%</b>	26%	17%
Suburban	8%	32%	<b>36%</b>	25%
Rural	9%	26%	<b>36%</b>	28%



# MORE AMERICANS ARE OPTIMISTIC RATHER THAN PESSIMISTIC ABOUT THEIR LIFE OVER THE NEXT YEAR

In general, are you feeling optimistic or pessimistic about your life over the next year?

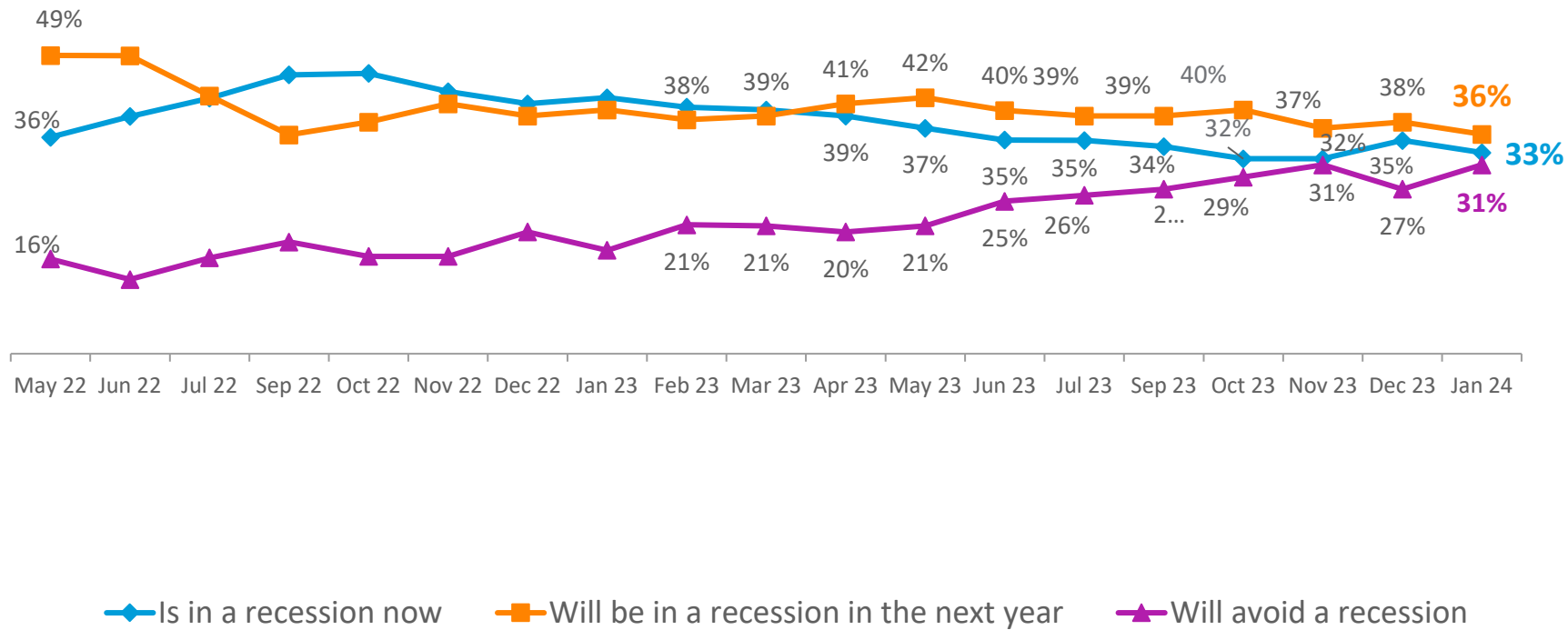


Row %	Optimistic	Pessimistic
GOP	36%	39%
DEM	61%	19%
IND/OTH	35%	36%
Male	48%	32%
Female	42%	30%
18-24	55%	29%
25-34	52%	29%
35-44	52%	27%
45-54	42%	34%
55-64	39%	32%
65+	38%	33%
White	41%	33%
Black/AA	63%	22%
Hispanic	47%	31%
Asian	42%	22%
Other	48%	24%
Urban	57%	22%
Suburban	42%	35%
Rural	36%	35%

OUT1: In general, are you feeling optimistic or pessimistic about your life over the next year?

# VOTERS ARE SPLIT ABOUT WHETHER THERE WILL BE A RECESSION WITHIN THE NEXT YEAR

Do you think the U.S. is in a recession now, will be in a recession in the next year or most likely will avoid a recession?

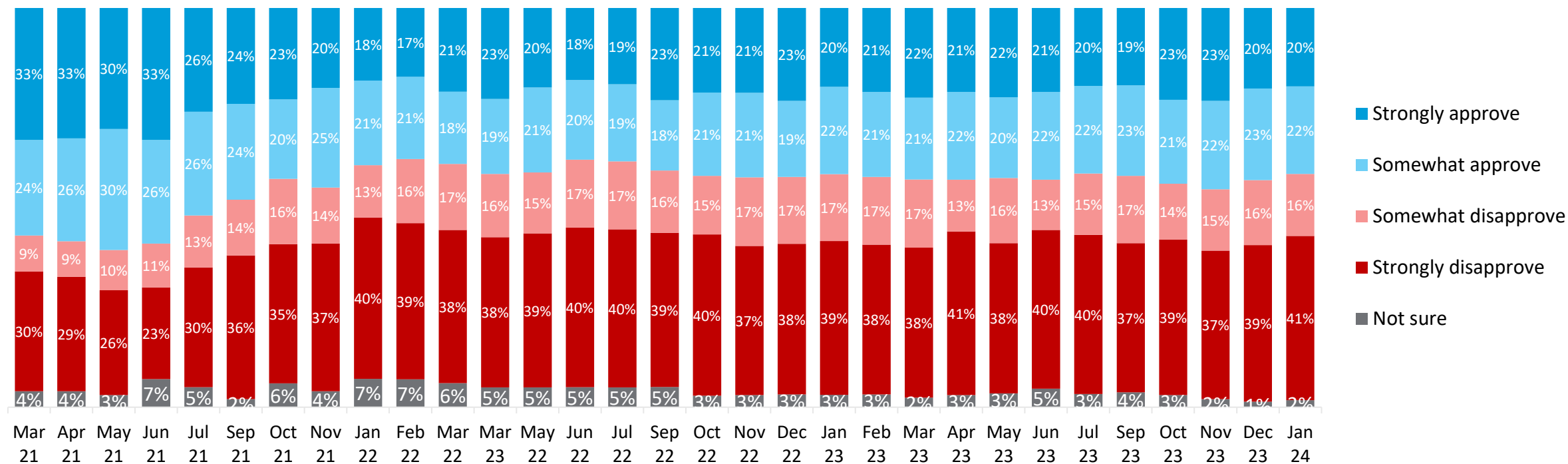


Row %	In a recession	Be in one in next year	Avoid
GOP	37%	44%	19%
DEM	29%	30%	41%
IND/OTH	32%	35%	32%
Male	30%	37%	33%
Female	35%	36%	28%
18-24	33%	49%	17%
25-34	39%	35%	26%
35-44	34%	35%	31%
45-54	39%	32%	29%
55-64	35%	34%	31%
65+	20%	40%	41%
White	32%	37%	31%
Black/AA	33%	35%	32%
Hispanic	35%	42%	22%
Asian	33%	26%	41%
Other	34%	30%	36%
Urban	32%	31%	37%
Suburban	31%	39%	31%
Rural	38%	40%	22%

# BIDEN'S APPROVAL REMAINS LOW AT 42%

## President Biden Overall Approval

57% 59% 61% 62% 52% 48% 43% 45% 39% 38% 39% 41% 41% 38% 38% 41% 42% 43% 42% 42% 42% 43% 43% 43% 43% 41% 42% 44% 45% 43% 42%



Column %	DEM	GOP	IND/OTH	Male	Female	18-24	25-34	35-44	45-54	55-64	65+	White	Black/AA	Hispanic	Asian	Other	Urban	Suburban	Rural
Approve (NET)	76%	11%	35%	43%	40%	36%	44%	49%	45%	37%	37%	39%	54%	43%	43%	44%	56%	38%	31%
Disapprove (NET)	22%	89%	62%	56%	58%	57%	54%	49%	53%	63%	63%	60%	43%	54%	51%	51%	42%	61%	68%

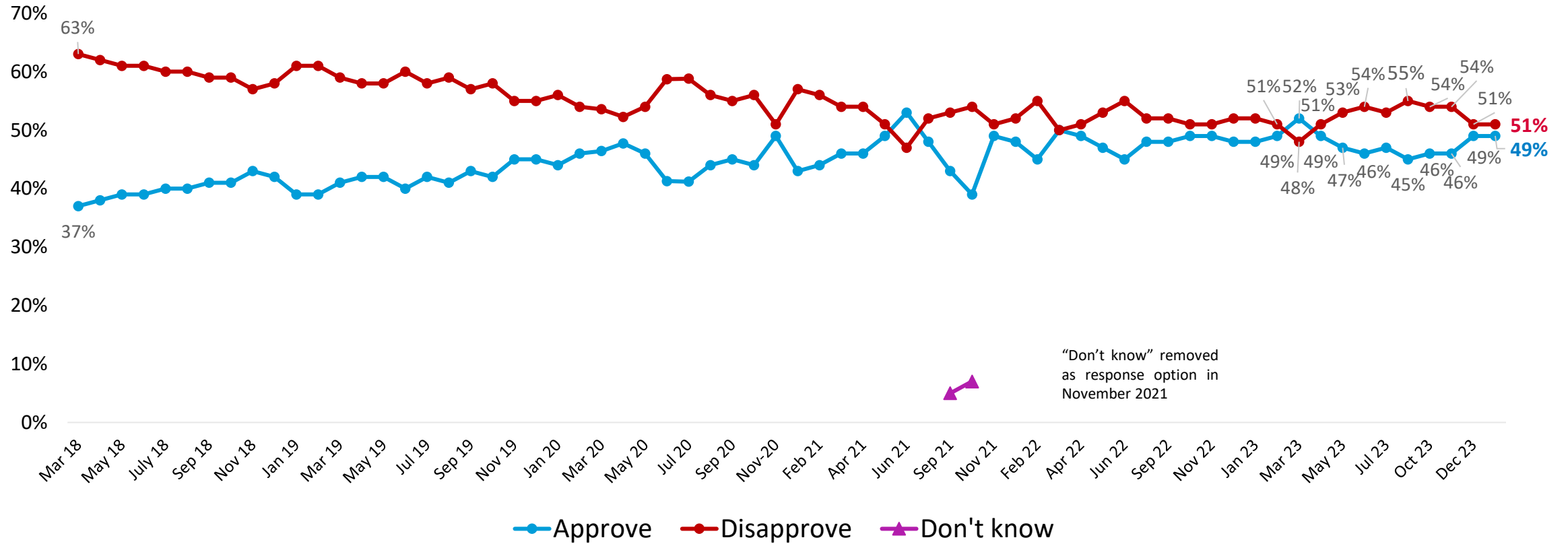
# BIDEN'S APPROVAL REMAINS UNDERWATER ON HANDLING OF ALL ISSUES APART FROM COVID, AND IS ESPECIALLY LOW ON INFLATION AND IMMIGRATION

## Approve Biden on... (Strongly or Somewhat Approve)

	Jan 22	Feb 22	Mar 22	Apr 22	May 22	Jun 22	Jul 22	Sep 22	Oct 22	Nov 22	Dec 22	Jan 23	Feb 23	Mar 23	Apr 23	May 23	Jun 23	Jul 23	Sep 23	Oct 23	Nov 23	Dec 23	Jan 24
The Economy	35%	33%	35%	38%	36%	32%	36%	37%	39%	39%	39%	38%	39%	40%	39%	39%	39%	38%	39%	41%	44%	42%	<b>40%</b>
Stimulating Jobs	41%	38%	39%	46%	45%	43%	41%	44%	46%	46%	47%	46%	48%	48%	47%	48%	44%	46%	46%	49%	50%	47%	<b>47%</b>
Fighting Terrorism	38%	34%	36%	43%	42%	40%	41%	42%	44%	45%	45%	43%	44%	46%	46%	46%	43%	43%	41%	46%	46%	45%	<b>45%</b>
Immigration	34%	32%	34%	38%	38%	37%	39%	37%	38%	40%	40%	37%	38%	41%	40%	38%	35%	37%	36%	39%	46%	38%	<b>35%</b>
Foreign Affairs	35%	33%	38%	41%	41%	39%	39%	40%	41%	44%	42%	42%	43%	45%	42%	43%	40%	42%	40%	43%	44%	41%	<b>40%</b>
Administering the Gov't	40%	38%	35%	44%	42%	38%	41%	41%	44%	44%	43%	42%	42%	46%	44%	44%	42%	41%	42%	45%	46%	44%	<b>42%</b>
Reacting to coronavirus	44%	44%	42%	52%	53%	50%	48%	49%	51%	54%	52%	52%	50%	52%	51%	52%	49%	50%	48%	53%	54%	53%	<b>51%</b>
Dealing with violence and crime in the country	36%	33%	34%	39%	38%	34%	38%	38%	39%	40%	42%	39%	39%	42%	39%	39%	37%	37%	38%	41%	42%	42%	<b>40%</b>
Handling inflation	31%	28%	33%	35%	34%	28%	33%	36%	35%	38%	38%	36%	38%	38%	37%	37%	36%	34%	35%	40%	40%	39%	<b>36%</b>
Israeli-Hamas Conflict																				44%	45%	42%	<b>39%</b>

# GOP APPROVAL REMAINS JUST SHY OF 50%

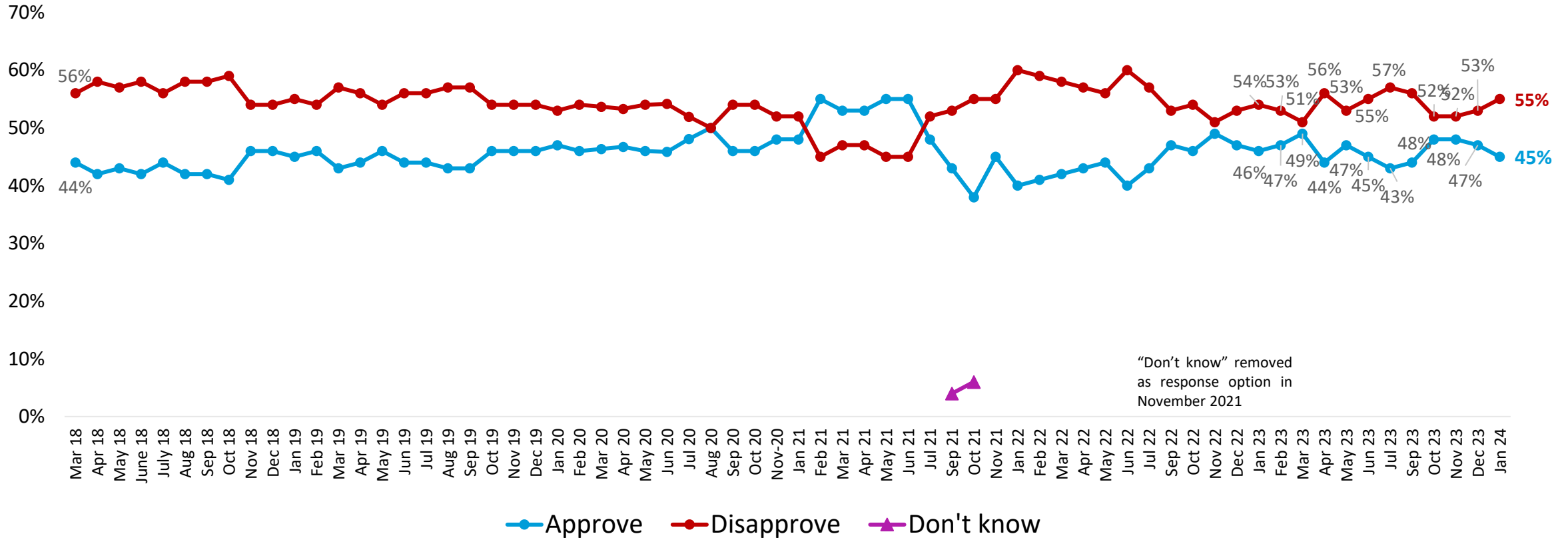
## GOP Approval



Column %	DEM	GOP	IND/OTH	Male	Female	18-24	25-34	35-44	45-54	55-64	65+	White	Black/AA	Hispanic	Asian	Other	Urban	Suburban	Rural
Approve (NET)	30%	<b>75%</b>	41%	50%	48%	<b>54%</b>	<b>55%</b>	<b>59%</b>	47%	41%	43%	<b>52%</b>	43%	47%	48%	25%	<b>52%</b>	44%	<b>56%</b>
Disapprove (NET)	<b>70%</b>	25%	<b>59%</b>	<b>50%</b>	<b>52%</b>	46%	45%	41%	<b>53%</b>	<b>59%</b>	<b>57%</b>	48%	<b>57%</b>	<b>53%</b>	<b>52%</b>	<b>75%</b>	48%	<b>56%</b>	44%

# DEMOCRATIC PARTY APPROVAL REMAINS UNDER WATER, WITH 55% DISAPPROVING

## Democratic Party Approval



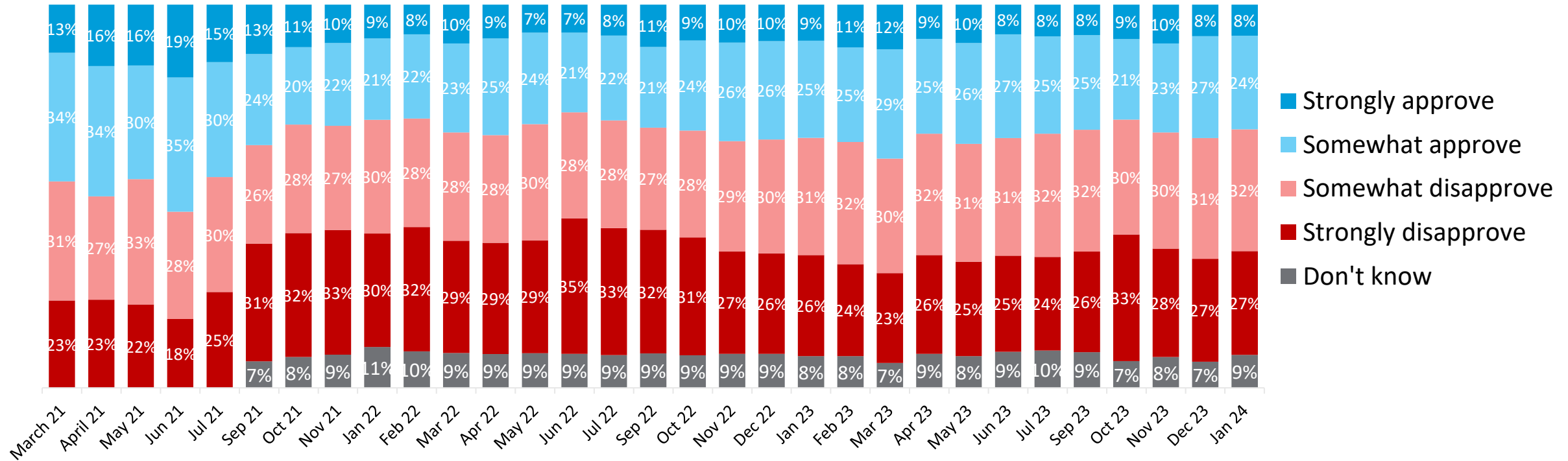
Column %	DEM	GOP	IND/OTH	Male	Female	18-24	25-34	35-44	45-54	55-64	65+	White	Black/AA	Hispanic	Asian	Other	Urban	Suburban	Rural
Approve (NET)	<b>78%</b>	15%	41%	46%	45%	45%	<b>56%</b>	<b>56%</b>	46%	35%	35%	39%	<b>65%</b>	<b>55%</b>	<b>50%</b>	44%	<b>61%</b>	41%	34%
Disapprove (NET)	22%	<b>85%</b>	<b>59%</b>	<b>54%</b>	<b>55%</b>	<b>55%</b>	44%	44%	<b>54%</b>	<b>65%</b>	<b>65%</b>	<b>61%</b>	35%	45%	<b>50%</b>	<b>56%</b>	39%	<b>59%</b>	<b>66%</b>

M5. Do you approve or disapprove of the way the Democratic Party is handling its job?

# JUST ONE IN THREE APPROVE OF HOW CONGRESS IS DOING ITS JOB

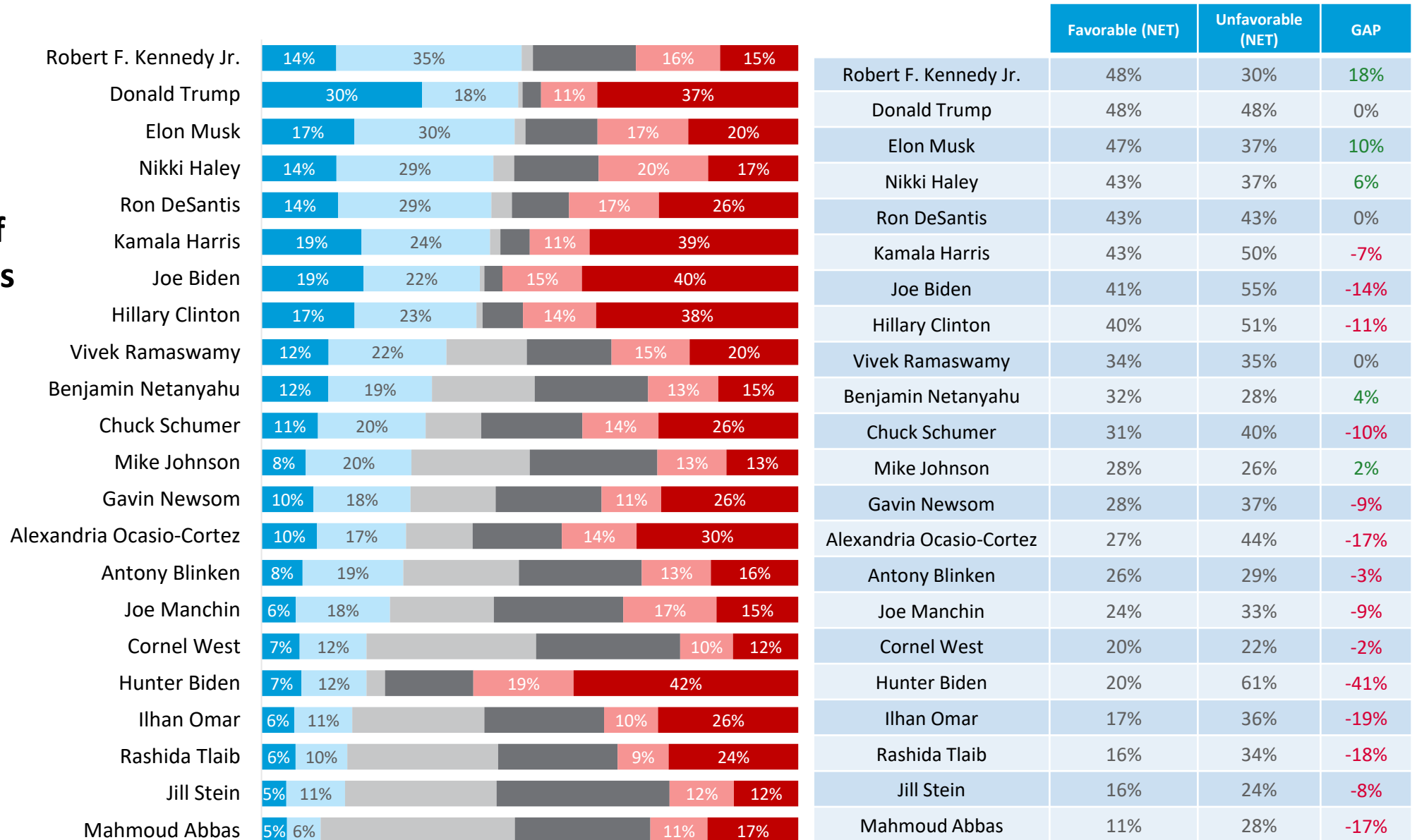
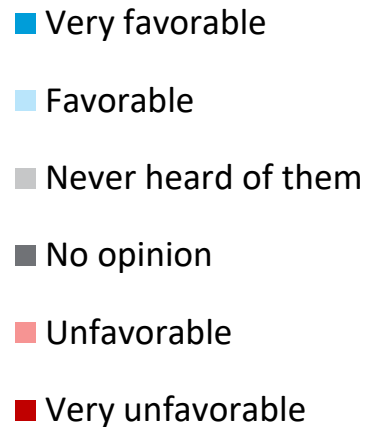
## Do you approve or disapprove of the way Congress is doing its job?

39% 49% 46% 54% 45% 36% 31% 32% 30% 30% 34% 34% 31% 28% 30% 32% 33% 36% 35% 35% 36% 40% 33% 36% 35% 34% 32% 30% 34% 35% 33%



# RFK JR., MUSK, AND HALEY ENJOY HIGHEST NET FAVORABILITY

## Favorability of Political Figures

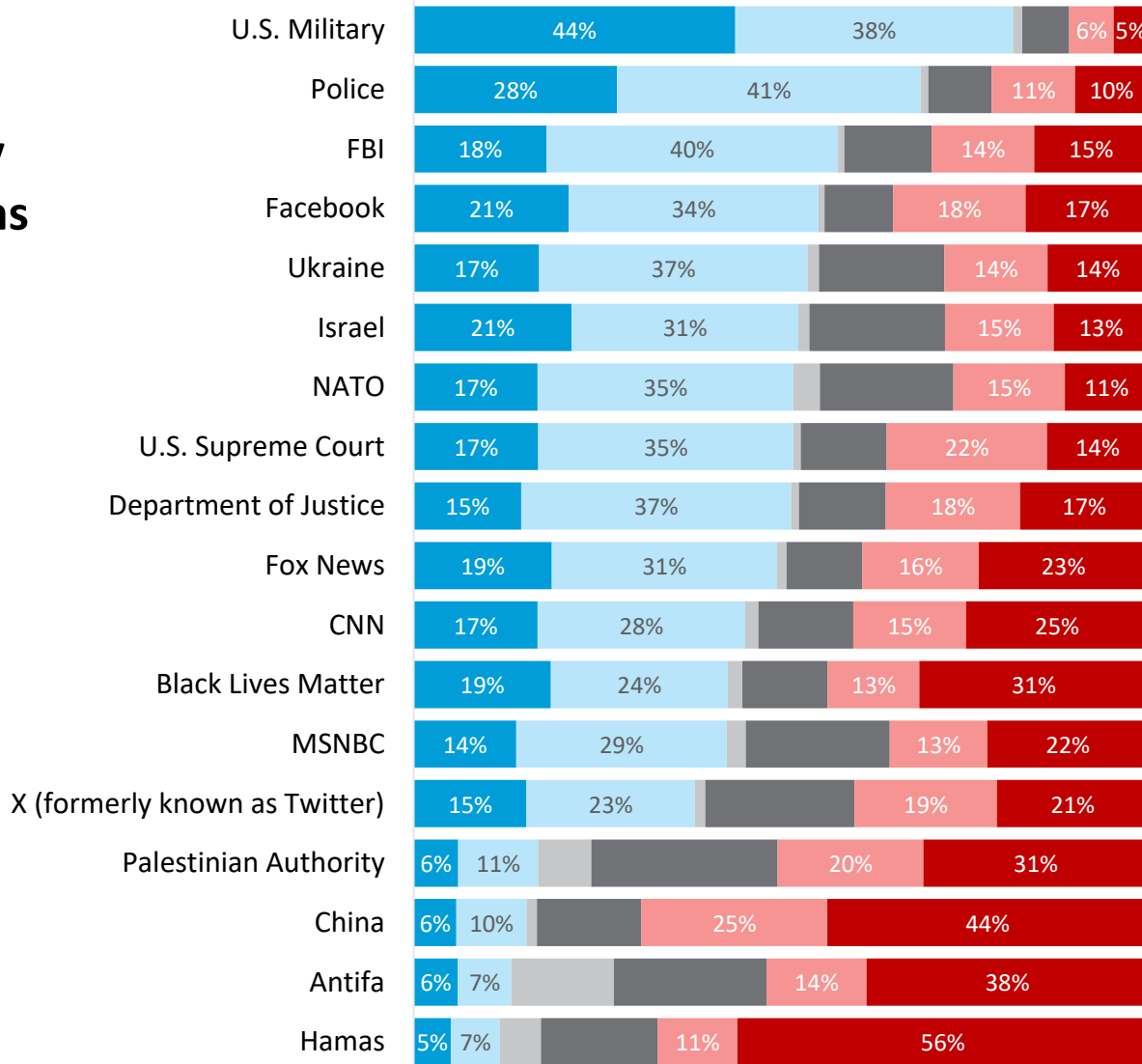
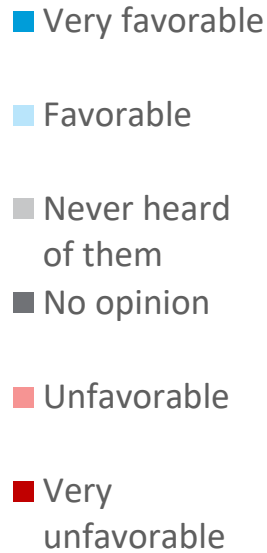


F1. Now we will show you some names and groups. Please indicate if you have a favorable or unfavorable view of that person or group – or if you’ve never heard of them.



# U.S. MILITARY, POLICE AND FBI ARE THE MOST FAVORED INSTITUTIONS

## Favorability of Institutions

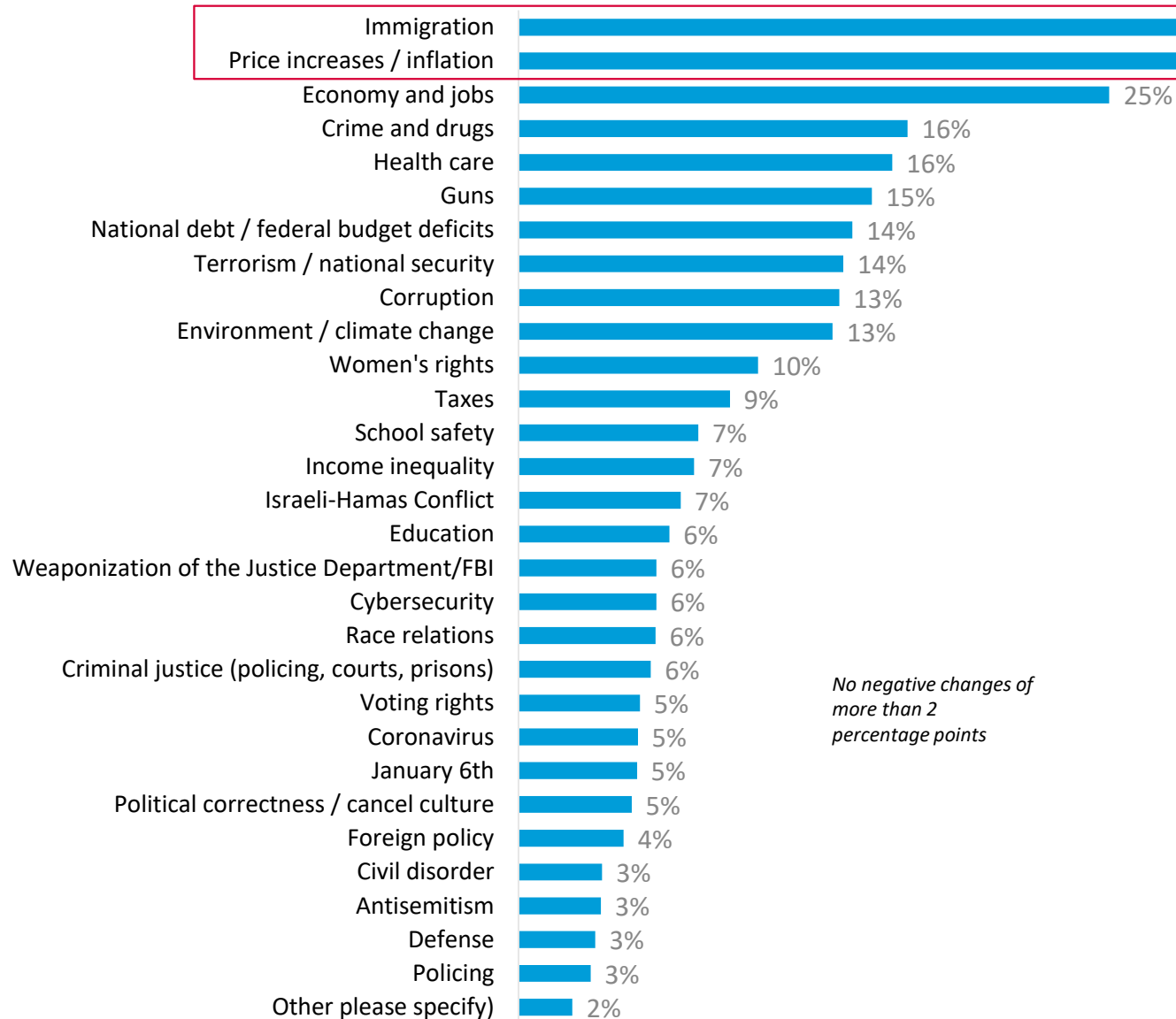


Row %	Favorable (NET)	Unfavorable (NET)	GAP
U.S. Military	82%	11%	71%
Police	69%	21%	48%
FBI	58%	29%	28%
Facebook	55%	35%	20%
Ukraine	54%	28%	26%
Israel	52%	28%	25%
NATO	52%	27%	25%
U.S. Supreme Court	52%	36%	16%
Department of Justice	51%	36%	16%
Fox News	49%	39%	11%
CNN	45%	40%	5%
Black Lives Matter	43%	44%	-1%
MSNBC	43%	35%	7%
X (formerly known as Twitter)	38%	40%	-2%
Palestinian Authority	17%	50%	-34%
China	15%	69%	-54%
Antifa	13%	52%	-39%
Hamas	12%	67%	-55%

F1. Now we will show you some names and groups. Please indicate if you have a favorable or unfavorable view of that person or group – or if you’ve never heard of them.

# IMMIGRATION IS NOW SEEN AS THE TOP ISSUE FACING THE NATION, UP +7PTS AND AHEAD OF INFLATION THIS MONTH

**What would you say are the most important issues facing the country today?**

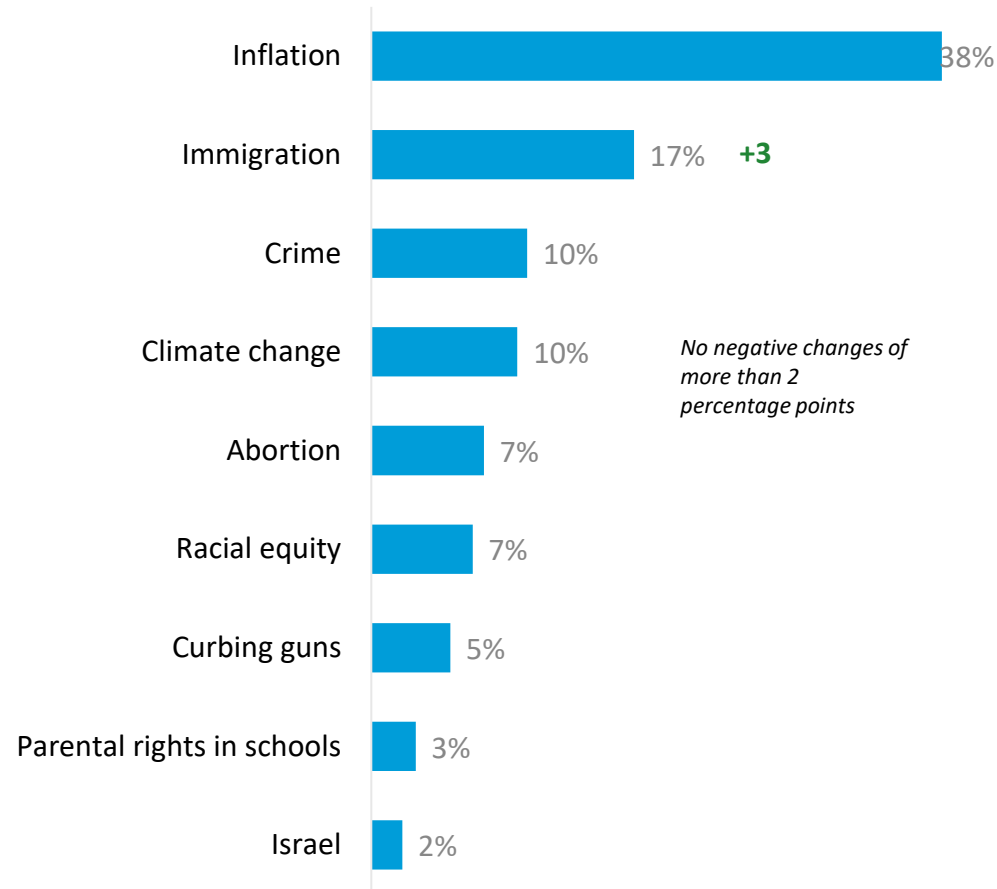


*No negative changes of more than 2 percentage points*

Row %	Immigration	Price increases / inflation
DEM	18%	27%
GOP	<b>50%</b>	<b>38%</b>
IND/OTH	<b>36%</b>	31%
Male	<b>36%</b>	31%
Female	34%	33%
18-24	9%	32%
25-34	20%	26%
35-44	27%	<b>35%</b>
45-54	33%	<b>34%</b>
55-64	<b>45%</b>	<b>35%</b>
65+	<b>54%</b>	31%
White	<b>40%</b>	32%
Black or African American	14%	26%
Hispanic	32%	<b>36%</b>
Asian	22%	<b>36%</b>
Other	<b>34%</b>	30%
Urban	25%	27%
Suburban	<b>37%</b>	<b>35%</b>
Rural	<b>42%</b>	<b>33%</b>

# ACROSS ALL PARTY LINES, INFLATION IS STILL SEEN AS THE MOST IMPORTANT ISSUE TO VOTERS PERSONALLY, BUT IMMIGRATION INCREASED +3PTS

Which of these issues is most important to you personally?

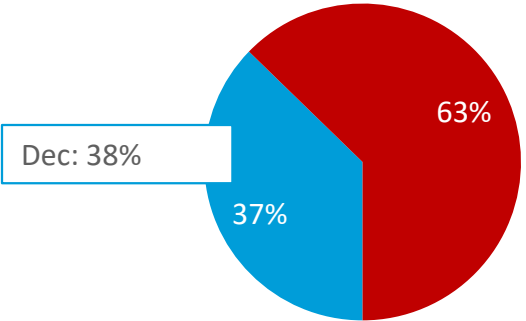


Column %	DEM	GOP	IND/OTH
Inflation	29%	46%	39%
Immigration	9%	27%	16%
Crime	12%	9%	11%
Climate change	14%	4%	11%
Abortion	12%	3%	7%
Racial equity	11%	2%	7%
Curbing guns	9%	3%	4%
Parental rights in schools	1%	5%	3%
Israel	2%	1%	3%

# HORSERACE

# OVER 3 IN 5 VOTERS CONTINUE TO SAY THEY HAVE DOUBTS ABOUT BIDEN’S MENTAL FITNESS

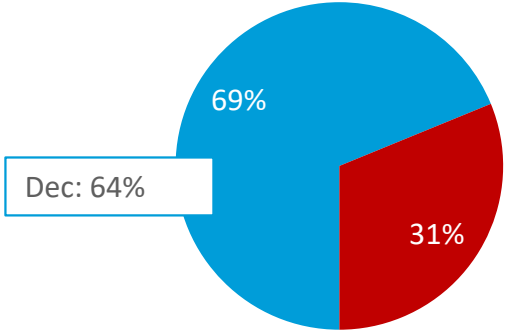
Is Joe Biden mentally fit to serve as President of the United States or do you have doubts about his fitness for office?  
(Split sample)



- He is mentally fit
- I have doubts about his fitness

Column %	DEM	GOP	IND/OTH
He is mentally fit	69%	8%	35%
I have doubts about his fitness	31%	92%	65%

Do you think Joe Biden is showing he is too old to be President or do you think he is showing he is fit to be president?  
(Split sample)



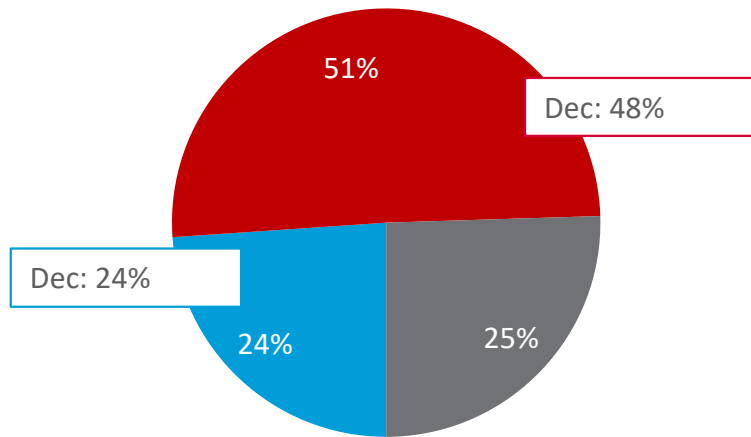
- Showing he is too old
- Showing he is fit to be president

Column %	DEM	GOP	IND/OTH
Showing he is too old	44%	92%	74%
Showing he is fit to be president	56%	8%	26%

BID1. Is Joe Biden mentally fit to serve as President of the United States or do you have doubts about his fitness for office? Split sample  
 BID2. Do you think Joe Biden is showing he is too old to be President or do you think he is showing he is fit to be president? Split sample

# JUST OVER HALF OF VOTERS SAY BIDEN IS GETTING WORSE AS PRESIDENT

Do you think Joe Biden is improving as a president, getting worse or staying the same?



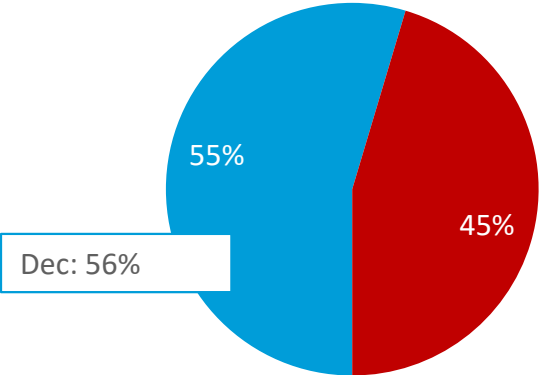
- Improving
- Getting Worse
- Staying the Same

Column %	DEM	GOP	IND/OTH	White	Black/AA	Hispanic	Asian	Other
Improving	45%	6%	20%	21%	40%	24%	19%	28%
Getting Worse	19%	80%	55%	55%	31%	48%	50%	54%
Staying the Same	36%	14%	25%	24%	29%	29%	30%	18%

Column %	Male	Female	18-24	25-34	35-44	45-54	55-64	65+	Urban	Suburban	Rural
Improving	28%	20%	28%	28%	30%	21%	20%	20%	38%	19%	16%
Getting Worse	50%	51%	45%	45%	45%	48%	59%	57%	39%	53%	61%
Staying the Same	22%	28%	28%	28%	25%	31%	22%	23%	23%	28%	23%

# VOTERS REMAIN SPLIT ON WHETHER TRUMP WILL BE CONVICTED AND WHETHER HE IS A THREAT TO DEMOCRACY

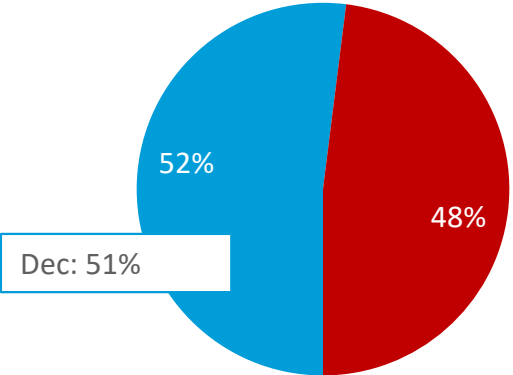
Do you think Donald Trump has committed crimes for which he should be convicted, or has he not committed any crimes?



■ Committed crimes ■ Not committed

Column %	DEM	GOP	IND/OTH
Committed crimes	84%	25%	55%
Not committed	16%	75%	45%

Do you think Donald Trump is a threat to democracy if he is elected president or is he not a threat to democracy if elected?



■ Threat to democracy ■ Not a threat

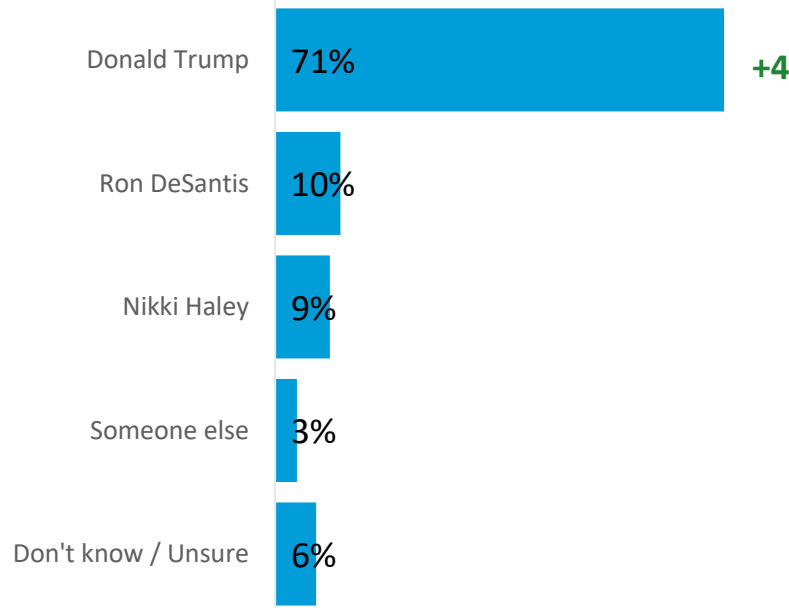
Column %	DEM	GOP	IND/OTH
Threat to democracy	84%	20%	50%
Not a threat	16%	80%	50%

TMP3. Do you think Donald Trump has committed crimes for which he should be convicted, or has he not committed any crimes?  
 TMP4. Do you think Donald Trump is a threat to democracy if he is elected president or is he not a threat to democracy if elected?

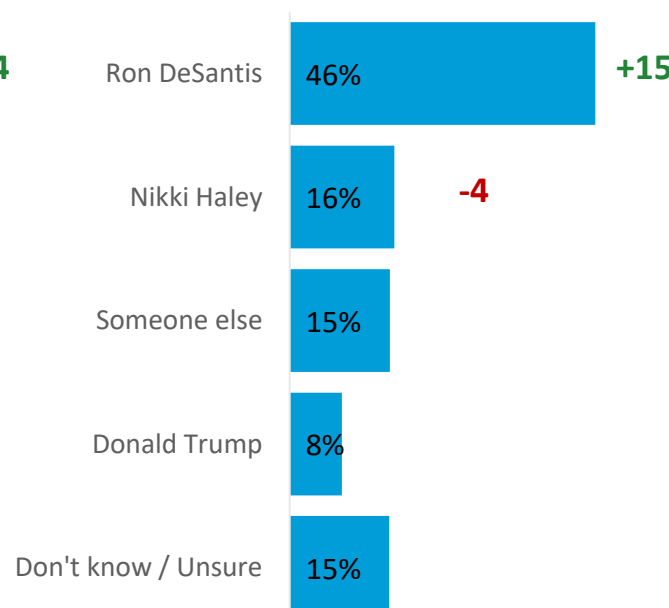
# TRUMP IS THE RUNAWAY FAVORITE IN A PROSPECTIVE GOP PRIMARY; DESANTIS IS A DISTANT SECOND FOLLOWED BY HALEY

*Not trended due to changes in candidate selections*

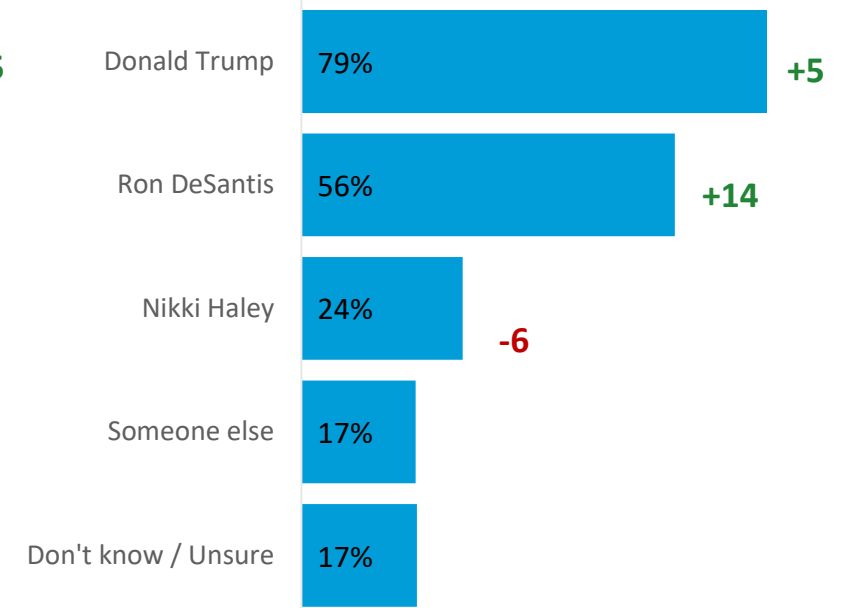
**If the Republican presidential primary for the 2024 election was held today, who would you vote for?**  
*Among GOP Voters*



**Who would be your second choice for the Republican nomination for president?**  
*Among GOP Voters*



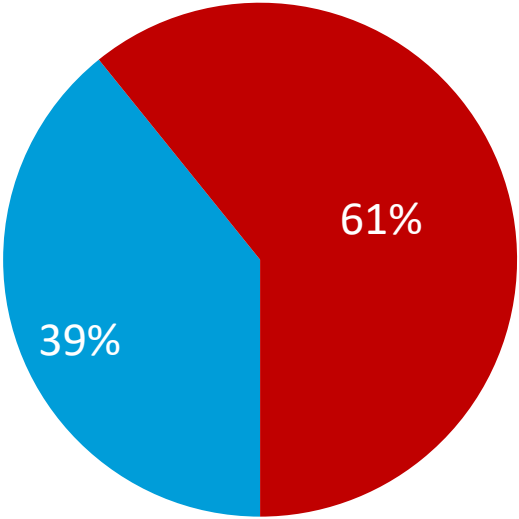
**GOP Primary first or second choice**  
*Among GOP Voters*





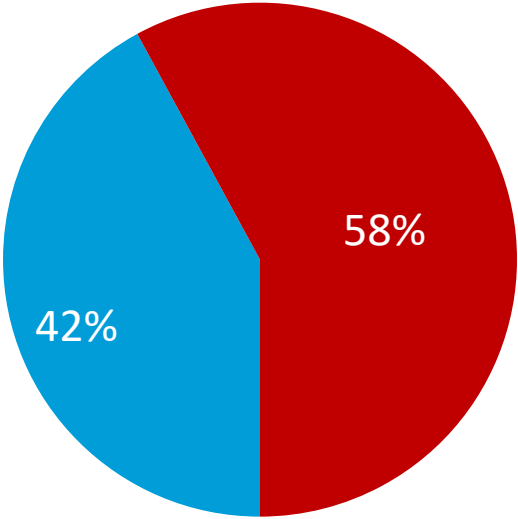
# MOST VOTERS DO NOT THINK THERE IS A PATH FOR DESANTIS OR HALEY TO WIN THE GOP NOMINATION

Do you think there is still a viable path to winning the Republican nomination for Ron DeSantis?



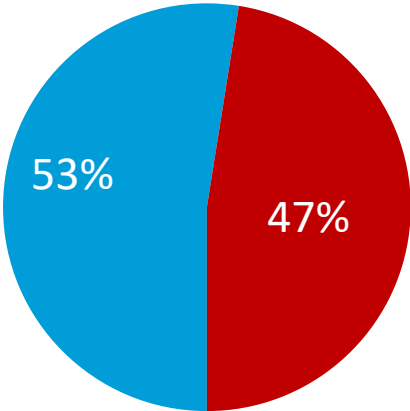
■ Yes ■ No

Do you think there is still a viable path to winning the Republican nomination for Nikki Haley?



■ Yes ■ No

If Donald Trump wins the Republican nomination should Republican elites coalesce with him to help him govern or should they continue to hold out in the hope that a better candidate comes along?



■ Coalesce around him ■ Continue to hold out

Column %	DEM	GOP	IND/OTH
Yes	33%	49%	35%
No	67%	51%	65%

Column %	DEM	GOP	IND/OTH
Yes	48%	35%	43%
No	52%	65%	57%

Column %	DEM	GOP	IND/OTH
Coalesce around him	28%	76%	54%
Continue to hold out	72%	24%	46%

GOPPRIM11: Do you think there is still a viable path to winning the Republican nomination for Ron DeSantis?

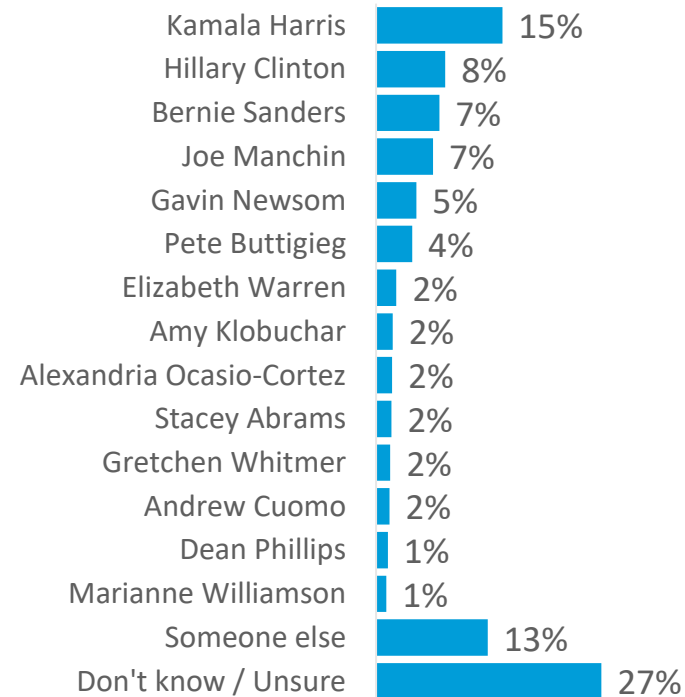
GOPPRIM12: Do you think there is still a viable path to winning the Republican nomination for Nikki Haley?

GOPPRIM13: If Donald Trump wins the Republican nomination should Republican elites coalesce with him to help him govern or should they continue to hold out in the hope that a better candidate comes along?

# KAMALA HARRIS IS THE TOP DEMOCRATIC CHOICE IF BIDEN DOES NOT RUN IN 2024, WITH NO CLEAR RUNNER UP

## If President Biden decides not to run again in 2024, who would you prefer to be the Democratic candidate?

*Among Dem Voters*



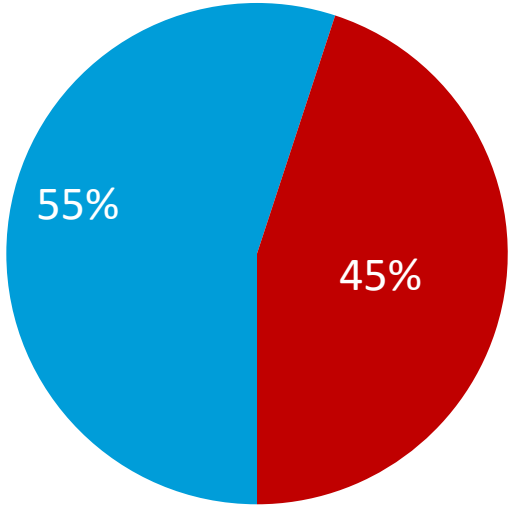
*No notable changes from December*

# MOST VOTERS CONTINUE TO SAY THEY WOULD CONSIDER A MODERATE INDEPENDENT CANDIDATE IN THE EVENT OF A BIDEN-TRUMP REMATCH

If Donald Trump was the Republican nominee and Joe Biden the Democratic nominee, would you consider an independent moderate candidate running for the presidency in 2024 or not?

Dec 23

Column %	
Consider	56%
Not consider	44%

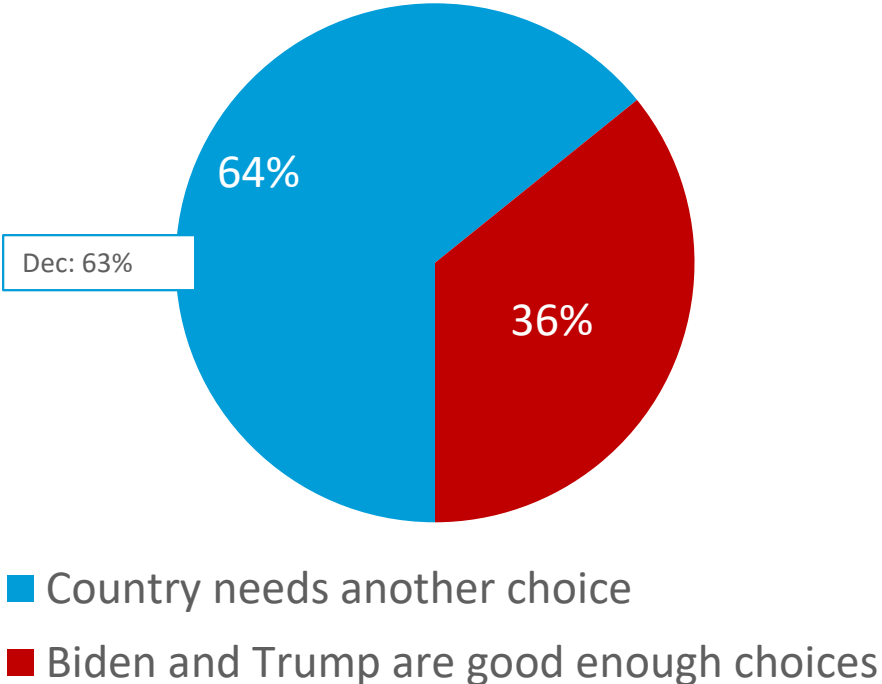


■ Consider ■ Not consider

Column %	DEM	GOP	IND/OTH
Consider	58%	46%	64%
Not consider	42%	54%	36%

# ALMOST 2 IN 3 VOTERS AGREE THE COUNTRY NEEDS “ANOTHER CHOICE” OTHER THAN BIDEN AND TRUMP

Do you think if Joe Biden and Donald Trump are the nominees of their parties that the country needs another alternative or that this is a good choice for the voters?

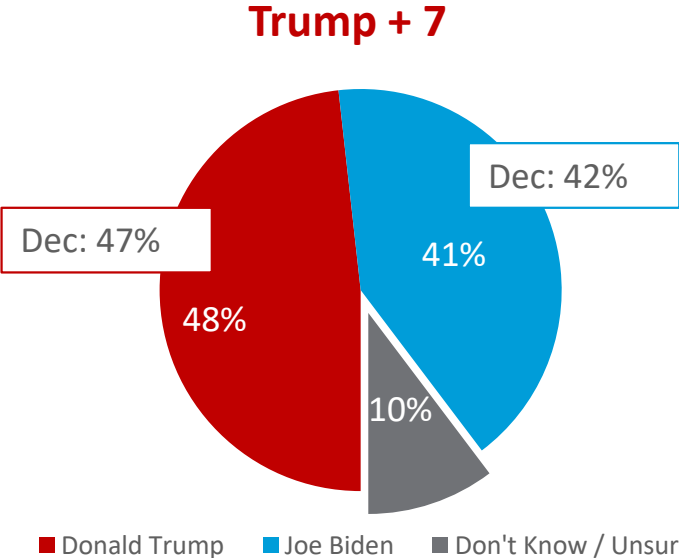


Column %	DEM	GOP	IND/OTH
Country needs another choice	73%	50%	71%
Biden and Trump are good enough choices	27%	50%	29%

# TRUMP STILL HAS A LEAD OVER BIDEN IN HEAD-TO-HEAD

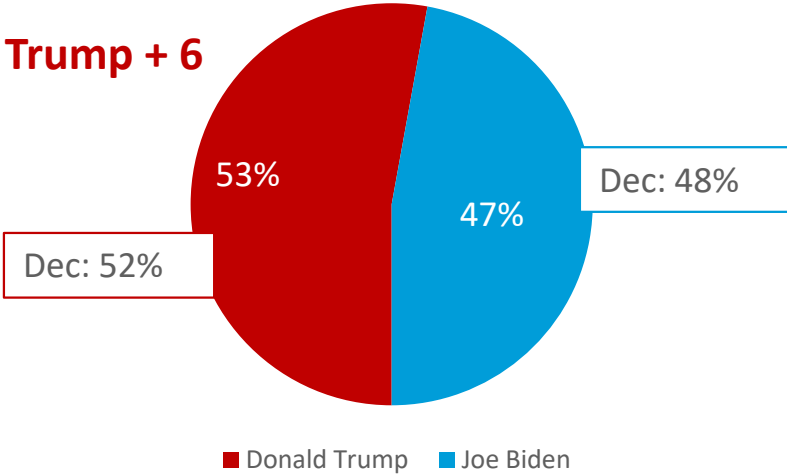
## Biden vs GOP Nominees Horserace:

If the 2024 election for President were held today and it was between Donald Trump, the Republican and Joe Biden, the Democrat, who would you vote for?



Column %	DEM	GOP	IND/OTH
Donald Trump	12%	86%	47%
Joe Biden	78%	8%	36%
Don't Know / Unsure	10%	6%	17%

If you had to choose, would you vote for Donald Trump or Joe Biden? *First Choice + Leaners*



Column %	DEM	GOP	IND/OTH
Donald Trump	14%	91%	55%
Joe Biden	86%	9%	45%

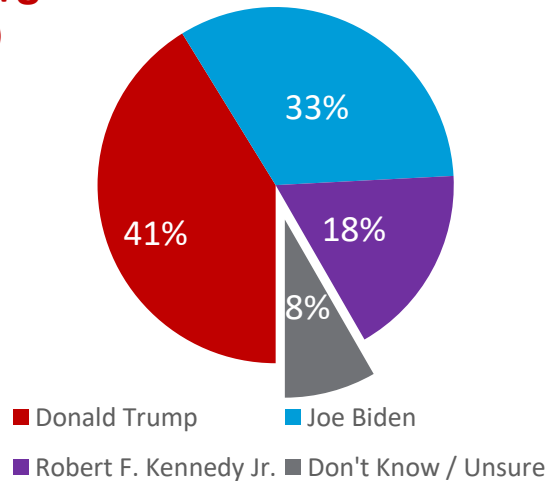
H1: If the 2024 election for President were held today and it was between Donald Trump, the Republican and Joe Biden, the Democrat, who would you vote for?  
 H1LEAN: And if you had to choose, would you vote for Donald Trump or Joe Biden?

# TRUMP WINS HANDILY IN THREE-WAY RACE INCLUDING RFK JR.

## Biden vs GOP Nominees Horserace:

If the 2024 election for President were held today and it was between **Donald Trump**, the Republican, **Joe Biden**, the Democrat, and **Robert F. Kennedy Jr.**, the Independent, who would you vote for?

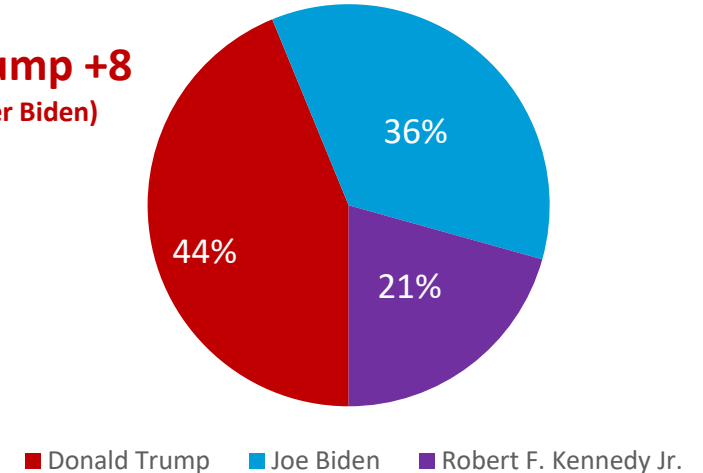
**Trump +8**  
(over Biden)



Column %	DEM	GOP	IND/OTH
Donald Trump	10%	76%	38%
Joe Biden	64%	6%	26%
Robert F. Kennedy Jr.	19%	12%	23%
Don't Know / Unsure	6%	6%	13%

If you had to choose, would you vote for Donald Trump, Joe Biden, or Robert F. Kennedy Jr.? *First Choice + Leaners*

**Trump +8**  
(Over Biden)



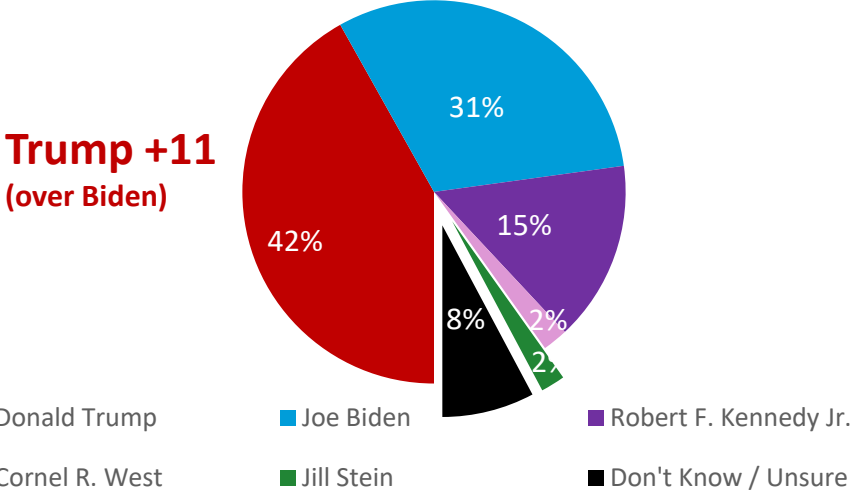
Column %	DEM	GOP	IND/OTH
Donald Trump	11%	80%	41%
Joe Biden	68%	6%	30%
Robert F. Kennedy Jr.	22%	14%	28%

H6: If the 2024 election for President were held today and it was between Donald Trump, the Republican, Joe Biden, the Democrat, and Robert F. Kennedy Jr., the Independent, who would you vote for?

H6LEAN: And if you had to choose, would you vote for Donald Trump, Joe Biden, or Robert F. Kennedy Jr.?

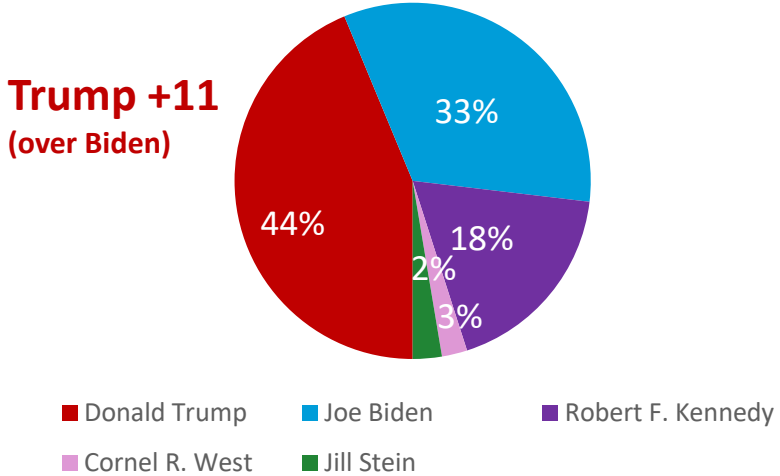
# TRUMP WINS BY A LARGER MARGIN STILL IN A RACE AMONG BIDEN, RFK JR., JILL STEIN AND CORNEL WEST

If the 2024 election for President were held today and it was between **Donald Trump**, the Republican, **Joe Biden**, the Democrat, **Robert F. Kennedy Jr.**, the Independent, **Cornel R. West**, the Independent, and **Jill Stein**, the Green Party candidate who would vote for?



Column %	DEM	GOP	IND/OTH
Donald Trump	10%	76%	41%
Joe Biden	61%	6%	23%
Robert F. Kennedy Jr.	16%	11%	20%
Cornel R. West	3%	1%	3%
Jill Stein	3%	0%	2%
Don't Know / Unsure	7%	6%	11%

And if you had to choose, would you vote for Donald Trump, Joe Biden, Robert F. Kennedy Jr., Cornel West, or Jill Stein? *First Choice + Leaners*

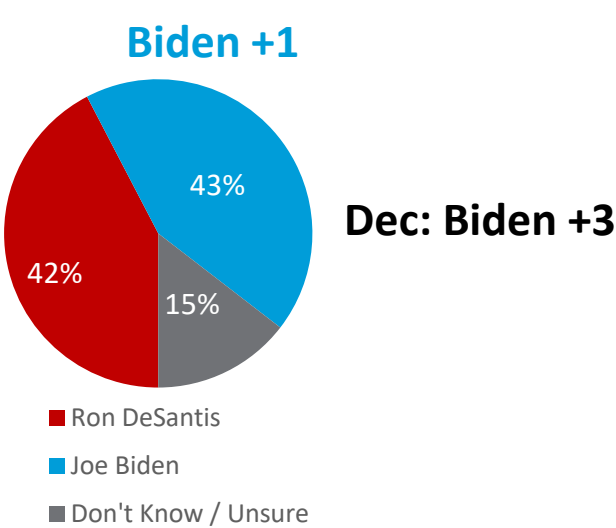


Column %	DEM	GOP	IND/OTH
Donald Trump	10%	79%	43%
Joe Biden	65%	7%	25%
Robert F. Kennedy Jr.	18%	13%	25%
Cornel R. West	3%	1%	3%
Jill Stein	4%	0%	4%

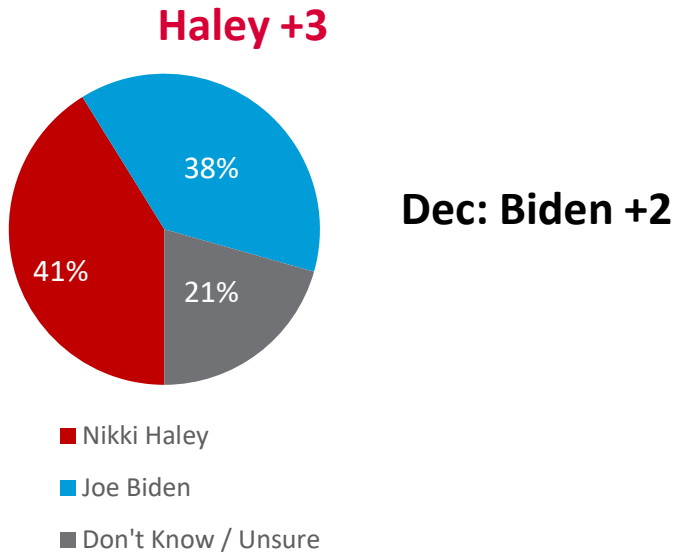
H9: If the 2024 election for President were held today and it was between Donald Trump, the Republican, Joe Biden, the Democrat, Robert F. Kennedy Jr., the Independent, Cornel R. West, the Independent, and Jill Stein, the Green Party candidate who would vote for?  
 H9LEAN: And if you had to choose, would you vote for Donald Trump, Joe Biden, Robert F. Kennedy Jr., Cornel West, or Jill Stein?

# BIDEN DEFEATS DESANTIS BUT TRAILS HALEY IN HEAD-TO-HEAD

Biden vs GOP Nominees Horserace:  
*If the 2024 election for President were held today and it was between [GOP], the Republican and Joe Biden, the Democrat, who would you vote for?*



Column %	DEM	GOP	IND/OTH
Ron DeSantis	10%	75%	42%
Joe Biden	81%	9%	37%
Don't Know / Unsure	9%	16%	21%



Column %	DEM	GOP	IND/OTH
Nikki Haley	16%	67%	42%
Joe Biden	74%	7%	30%
Don't Know / Unsure	10%	26%	28%

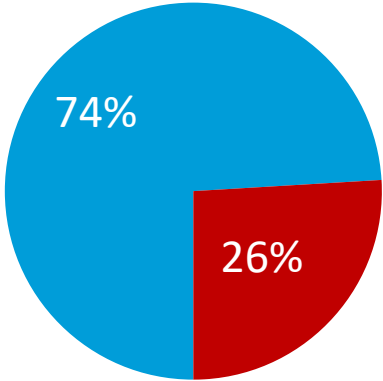
H2A: (Split sample) If the 2024 election for President were held today and it was between Ron DeSantis, the Republican and Joe Biden, the Democrat, who would you vote for?  
 H2C: (Split sample) If the 2024 election for President were held today and it was between Nikki Haley, the Republican and Joe Biden, the Democrat, who would you vote for?



# TRUMP & BALLOT ACCESS

# MOST VOTERS HAVE HEARD ABOUT TRUMP'S EXCLUSION ON THE COLORADO AND MAINE BALLOTS

Have you heard or not heard anything about Colorado and Maine judging that Donald Trump is ineligible to appear on each state's 2024 Republican presidential primary ballot?

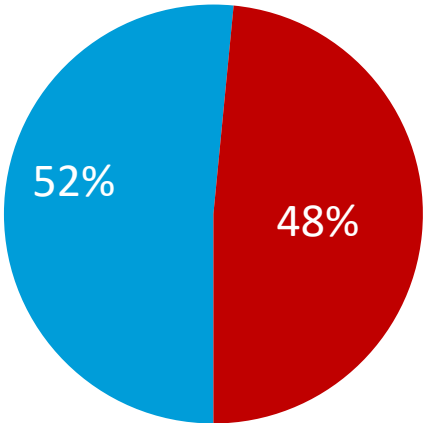


■ Heard ■ Not heard

Column %	DEM	GOP	IND/OTH
Heard	72%	77%	73%
Not heard	28%	23%	27%

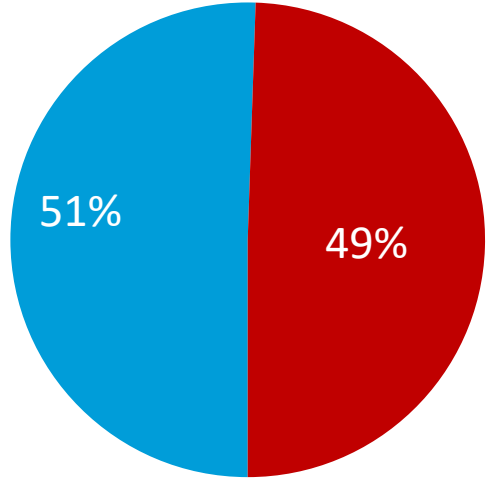
# VOTERS ARE SPLIT ON PARTY LINES IN SUPPORT OF TRUMP'S EXCLUSION FROM COLORADO AND MAINE BALLOT

Do you support or oppose the Colorado Supreme Court's deciding that Donald Trump is ineligible to appear on the state's 2024 Republican presidential primary ballot?



Support Oppose

Do you support or oppose the Maine Secretary of State's decision that Donald Trump is ineligible to appear on the state's 2024 Republican presidential primary ballot?



Support Oppose

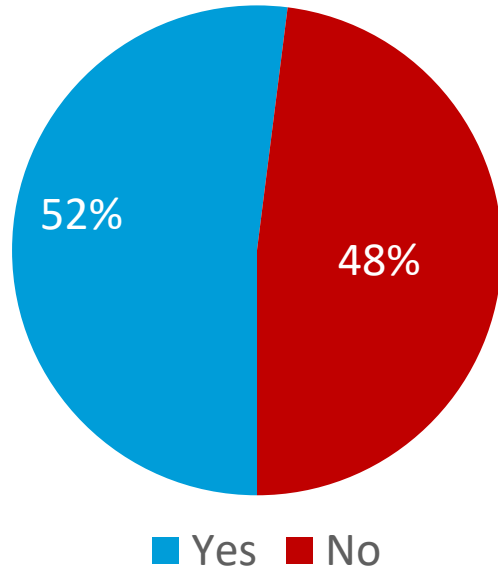
Column %	DEM	GOP	IND/OTH	Heard	Not Heard
Support	80%	23%	51%	54%	46%
Oppose	20%	77%	49%	46%	54%

Column %	DEM	GOP	IND/OTH	Heard	Not Heard
Support	81%	20%	49%	52%	47%
Oppose	19%	80%	51%	48%	53%

TCO2. Do you support or oppose the Colorado Supreme Court's deciding that Donald Trump is ineligible to appear on the state's 2024 Republican presidential primary ballot?  
 TM2. Do you support or oppose the Maine Secretary of State's decision that Donald Trump is ineligible to appear on the state's 2024 Republican presidential primary ballot?

# VOTERS ARE SPLIT ALONG PARTY LINES ABOUT TRUMP'S ENGAGEMENT IN THE INSURRECTION

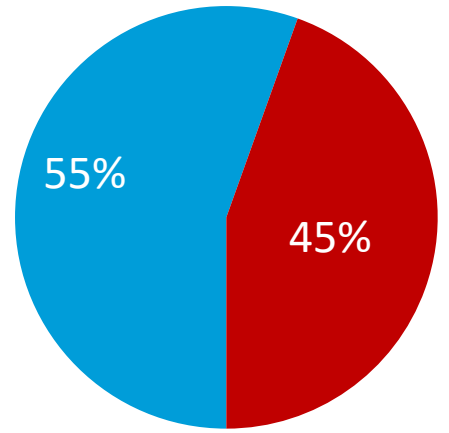
Do you believe that Donald Trump engaged in an insurrection against the U.S. government while he was in office or not?



Column %	DEM	GOP	IND/OTH	Heard	Not Heard
Yes	83%	21%	50%	53%	48%
No	17%	79%	50%	47%	52%

# MOST VOTERS THINK SCOTUS SHOULD AND WILL PUT TRUMP BACK ON THE COLORADO BALLOT

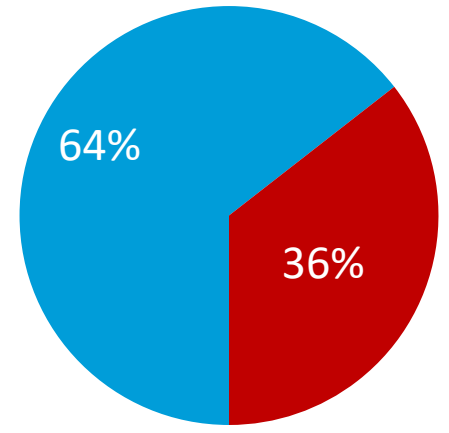
**Should the Supreme Court put Donald Trump back on the ballot or rule he is ineligible to be on the Colorado ballot for president?**



■ Put him back on the ballot ■ Rule he is ineligible

Column %	DEM	GOP	IND/OTH	Heard	Not heard
Put him back on the ballot	28%	86%	52%	57%	52%
Rule he is ineligible	72%	14%	48%	43%	48%

**Do you think the Supreme Court will put Donald Trump back on the ballot or rule he is ineligible to be on the Colorado ballot for president?**



■ Will put Trump back ■ Rule he is ineligible

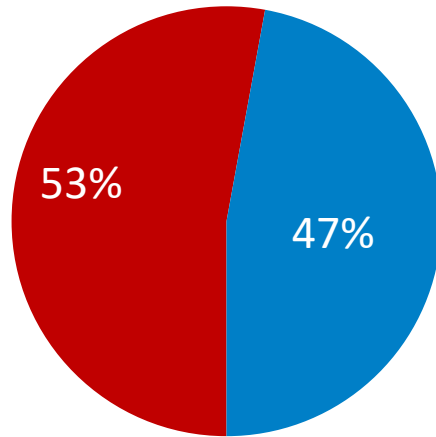
Column %	DEM	GOP	IND/OTH	Heard	Not heard
Will put Trump back	41%	87%	66%	69%	53%
Rule he is ineligible	59%	13%	34%	31%	47%

BAL1. Should the Supreme Court put Donald Trump back on the ballot or rule he is ineligible to be on the Colorado ballot for president?

BAL2. Do you think the Supreme Court will put Donald Trump back on the ballot or rule he is ineligible to be on the Colorado ballot for president?

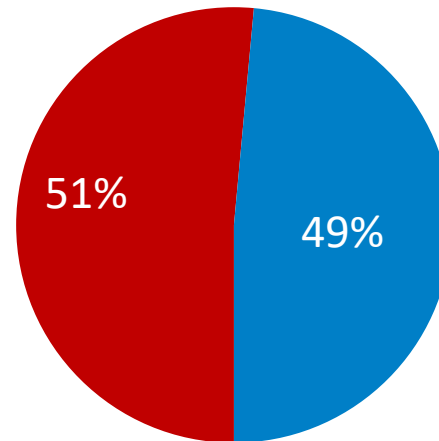
# TRUMP STILL WINS OVER BIDEN IF HE IS CONVICTED ON MOST LEGAL CASES, BUT NOT THE CAPITOL RIOTS

If Donald Trump is convicted by a jury of crimes related to his handling of classified presidential documents, who would you vote for president?



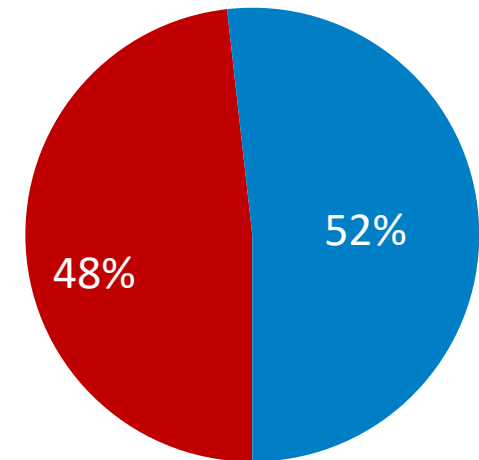
■ Donald Trump ■ Joe Biden

If Donald Trump is convicted by a jury for RICO in trying to influence the 2020 election results in Georgia, who would you vote for president?



■ Donald Trump ■ Joe Biden

If Donald Trump is convicted by a jury for inciting the Capitol riots of January 6th, who would you vote for president?



■ Donald Trump ■ Joe Biden

Column %	DEM	GOP	IND/OTH
Donald Trump	16%	91%	51%
Joe Biden	84%	9%	49%

Column %	DEM	GOP	IND/OTH
Donald Trump	18%	84%	53%
Joe Biden	82%	16%	47%

Column %	DEM	GOP	IND/OTH
Donald Trump	8%	89%	50%
Joe Biden	92%	11%	50%

BAL3A. (Split Sample) If Donald Trump is convicted by a jury of crimes related to his handling of classified presidential documents, who would you vote for president?

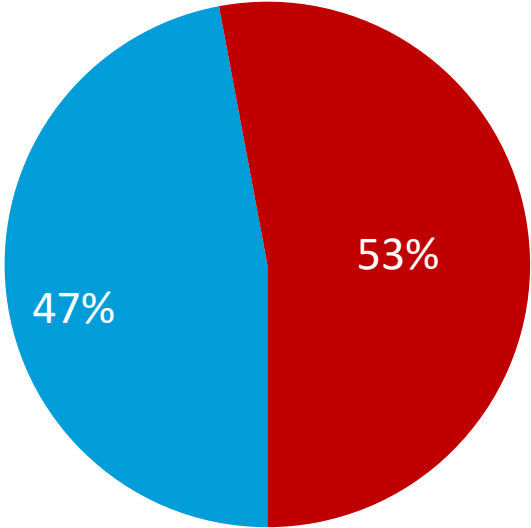
BAL3B. (Split Sample) If Donald Trump is convicted by a jury for inciting the Capitol riots of January 6th, who would you vote for president?

BAL3C. (Split Sample) If Donald Trump is convicted by a jury for RICO in trying to influence the 2020 election results in Georgia, who would you vote for president?

# **EXPECTATIONS OF BIDEN AND TRUMP IN 2024**

# MOST VOTERS DO NOT THINK BIDEN CAN RUN AN EFFECTIVE REELECTION CAMPAIGN, VIEW HIS AS COMPROMISED BY HUNTER BIDEN'S DEALINGS

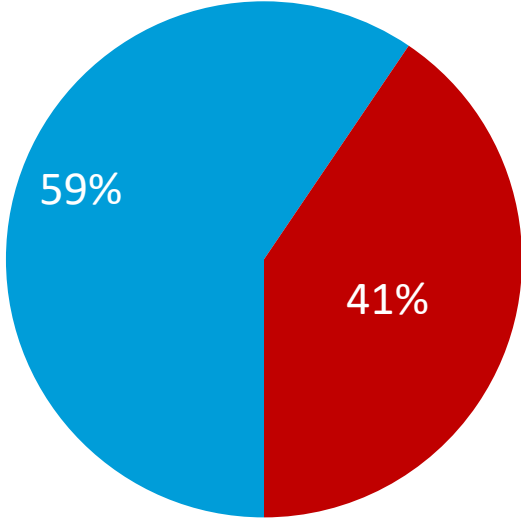
Do you think Joe Biden can run an effective campaign for president or is he unable to run an effective campaign?



■ Can run an effective campaign  
 ■ Is unable to run an effective campaign

Column %	DEM	GOP	IND/OTH
Can run an effective campaign	75%	24%	40%
Is unable to run an effective campaign	25%	76%	60%

Do you think that Joe Biden helped and participated in Hunter Biden's business, or did he not participate in or help his son's business dealings?



■ Participated in Hunter Biden's business  
 ■ Did not participate

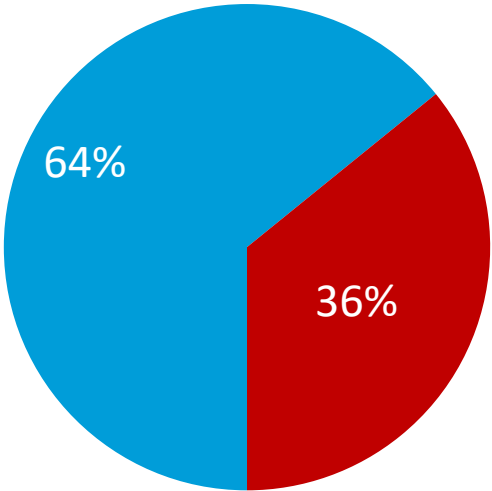
Column %	DEM	GOP	IND/OTH
Participated in Hunter Biden's business	36%	82%	61%
Did not participate	64%	18%	39%

BID3xJan24. Do you think Joe Biden can run an effective campaign for president or is he unable to run an effective campaign?  
 BID4: Do you think that Joe Biden helped and participated in Hunter Biden's business, or did he not participate in or help his son's business dealings?



# NEARLY 2 IN 3 VOTERS THINK TRUMP CAN RUN AN EFFECTIVE CAMPAIGN, BUT THEY ARE SPLIT ON HIS VIABILITY AS A CANDIDATE

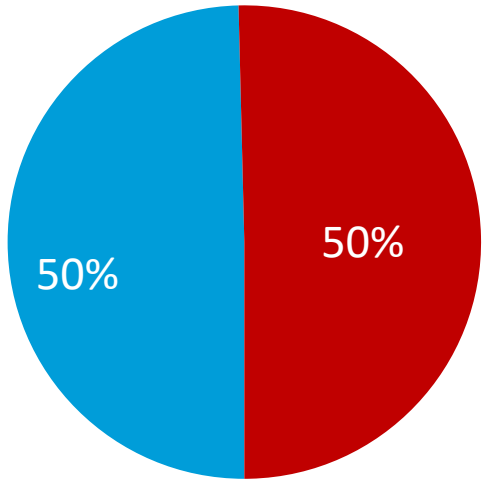
Do you think Donald Trump can run an effective campaign for president or is he unable to run an effective campaign?



■ Can run an effective campaign  
 ■ Is unable to run an effective campaign

Column %	DEM	GOP	IND/OTH
Can run an effective campaign	43%	88%	61%
Is unable to run an effective campaign	57%	12%	39%

Do you think Donald Trump's legal cases make it impossible for him to be a viable candidate for president or is that not a blocker for Trump?



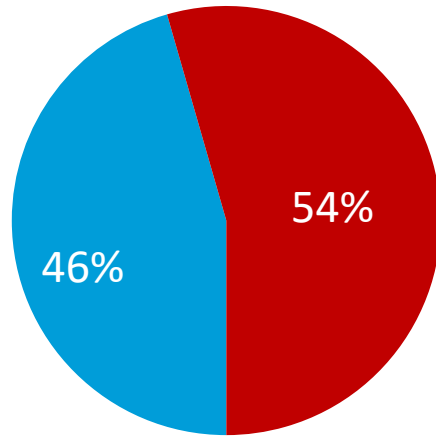
■ Make it impossible to run for president  
 ■ Not a blocker for Trump

Column %	DEM	GOP	IND/OTH
Make it impossible to run for president	75%	27%	45%
Not a blocker for Trump	25%	73%	55%

DJT1. Do you think Donald Trump can run an effective campaign for president or is he unable to run an effective campaign?  
 DJT2. Do you think Donald Trump's legal cases make it impossible for him to be a viable candidate for President or is that not a blocker for Trump?

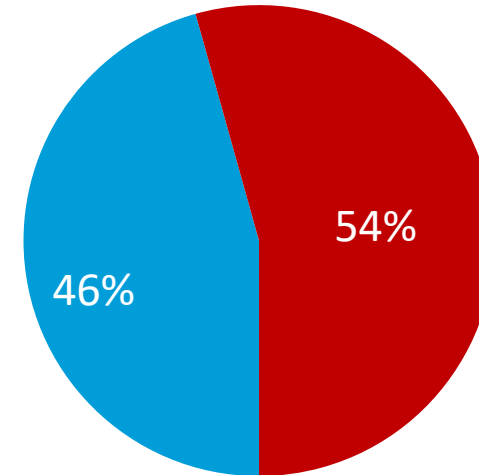
# SLIGHT MAJORITY OF VOTERS SAY TRUMP WILL NOT BE CONVICTED AND THAT PROSECUTIONS OF HIM ARE POLITICALLY MOTIVATED

Do you think Donald Trump has committed crimes for which he will be convicted, or do you think he will not be convicted of any crimes?



■ Will be convicted ■ Will not be convicted

Do you think the prosecutions of Donald Trump are fair and unbiased or are they politically motivated?



■ Fair and unbiased ■ Politically motivated

Column %	DEM	GOP	IND/OTH
Will be convicted	74%	17%	46%
Will not be convicted	26%	83%	54%

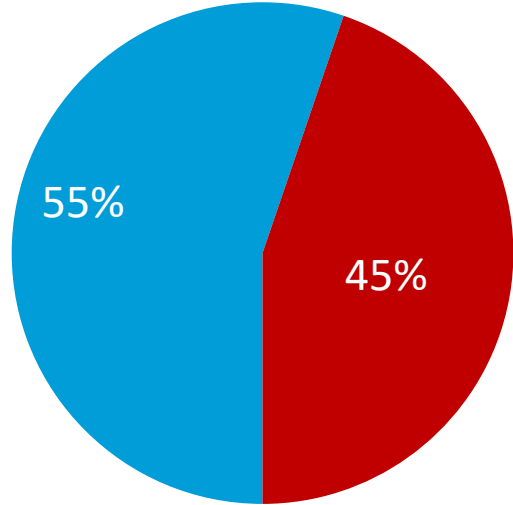
Column %	DEM	GOP	IND/OTH
Fair and unbiased	70%	22%	43%
Politically motivated	30%	78%	57%

DJT3A. Do you think Donald Trump has committed crimes for which he will be convicted, or do you think he will not be convicted of any crimes?

DJT3B. Do you think the prosecutions of Donald Trump are fair and unbiased or are they politically motivated?

# ON NET VOTERS THINK THAT TRUMP, IF REELECTED, WOULD SHAKE UP THE COUNTRY FOR THE BETTER DESPITE HIS WORSENING RHETORIC

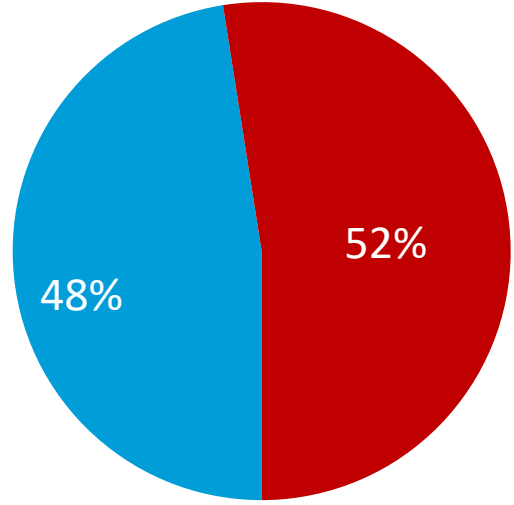
Do you think Donald Trump is someone who will shake up the country for the better or do you think he is a danger to democracy and will hopelessly divide the country if elected?



■ Will shake up the country for the better  
 ■ He is a danger to democracy and will hopelessly divide the country if elected

Column %	DEM	GOP	IND/OTH
Will shake up the country for the better	28%	84%	54%
He is a danger to democracy and will hopelessly divide the country if elected	72%	16%	46%

Do you think Trump's rhetoric is improving or getting worse?



■ Improving ■ Getting worse

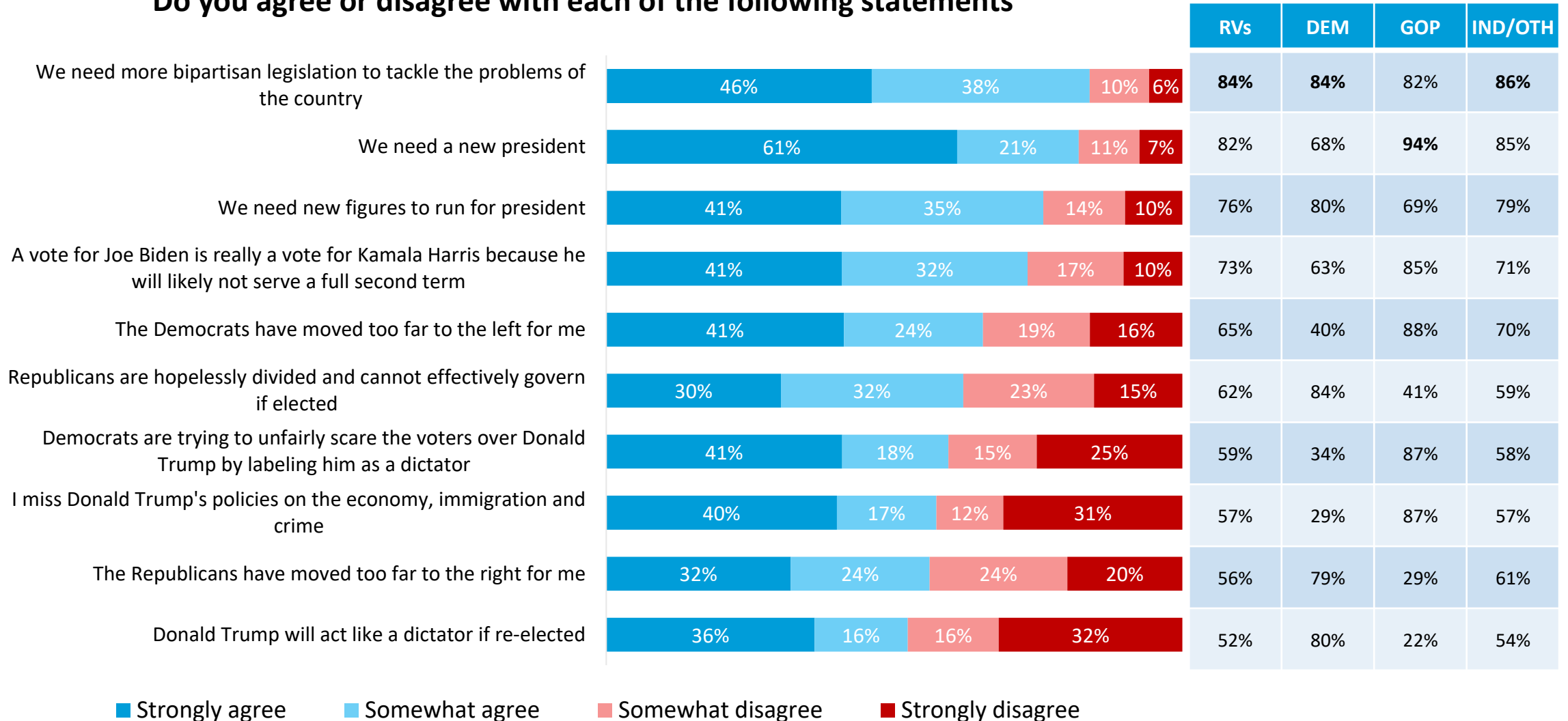
Column %	DEM	GOP	IND/OTH
Improving	22%	74%	48%
Getting worse	78%	26%	52%

DJT4. Do you think Donald Trump is someone who will shake up the country for the better or do you think he is a danger to democracy and will hopelessly divide the country if elected?  
 DJT5. Do you think Trump's rhetoric is improving or getting worse?

# MOST VOTERS AGREE THAT THE COUNTRY NEEDS BIPARTISAN LEGISLATION AND A NEW PRESIDENT

## Do you agree or disagree with each of the following statements

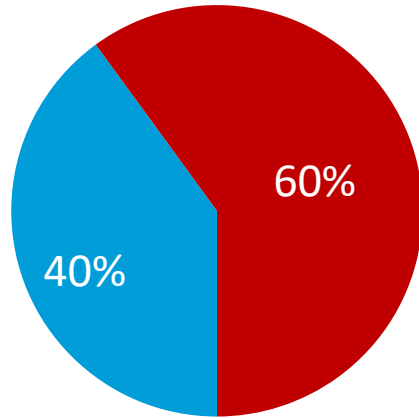
% Agree (Top 2 box)



# ISSUE MEDLEY

# VOTERS ARE SPLIT ON WHETHER OR NOT TRUMP SHOULD HAVE IMMUNITY FOR HIS JAN 6 ACTIONS

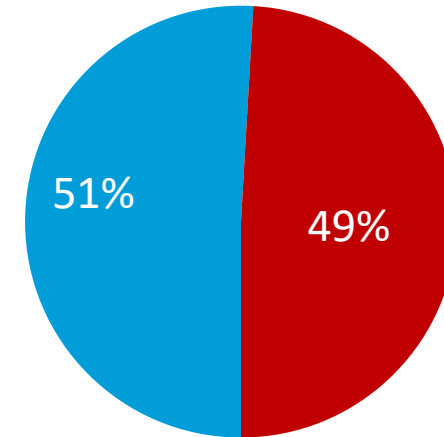
The Secretary of Defense went into the hospital for complications from surgery over the holidays and did not inform the White House he was in the ICU. For this, should he be fired as Secretary of Defense or just warned not to do that again?



■ Fired ■ Warned only

Column %	DEM	GOP	IND/OTH
Fired	27%	54%	40%
Warned only	73%	46%	60%

Do you think that President Trump should have immunity for his actions on January 6th as part of being president or not have immunity from prosecution for those actions?



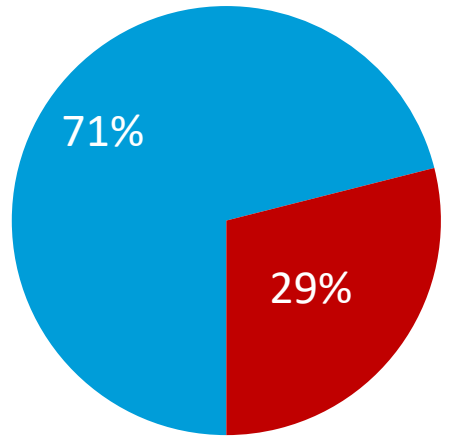
■ Have immunity ■ Not have immunity

Column %	DEM	GOP	IND/OTH
Have immunity	30%	75%	48%
Not have immunity	70%	25%	52%

WH1xJan24: The secretary of defense went into the hospital for complications of surgery over the holidays and did not inform the White House he was in the ICU. For this, should he be fired as Secretary of Defense or just warned not to do that again?  
 ISS011: Do you think that President Trump should have immunity for his actions on January 6th as part of being president or not have immunity from prosecution for those actions?

# 7 IN 10 VOTERS THINK THAT HUNTER BIDEN SHOULD BE PROSECUTED BUT 2 IN 3 BELIEVE JOE BIDEN WOULD PARDON HIM

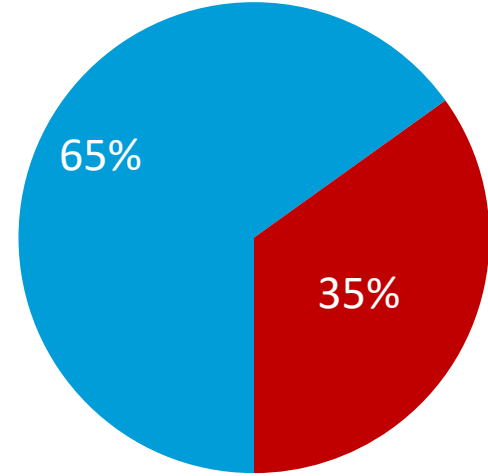
Do you think Hunter Biden should be prosecuted for failing to show up for a deposition with Congress or should he not be prosecuted for failing to appear?



■ Prosecuted ■ Not prosecuted

Column %	DEM	GOP	IND/OTH
Prosecuted	55%	87%	72%
Not prosecuted	45%	13%	28%

Do you think Joe Biden is going to pardon his son Hunter Biden no matter what he says or will he not pardon him?



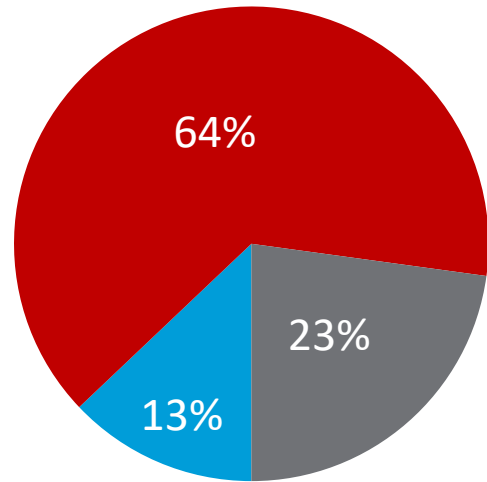
■ Will pardon his son ■ Will not pardon him

Column %	DEM	GOP	IND/OTH
Will pardon his son	50%	80%	65%
Will not pardon him	50%	20%	35%

ISS012: Do you think Hunter Biden should be prosecuted for failing to show up for a deposition with Congress or should he not be prosecuted for failing to appear?  
 ISS013: Do you think Joe Biden is going to pardon his son Hunter Biden no matter what he says or will he not pardon him?

# NEARLY 2 IN 3 VOTERS SAY THE IMMIGRATION PROBLEM AT THE SOUTHERN BORDER IS WORSENING

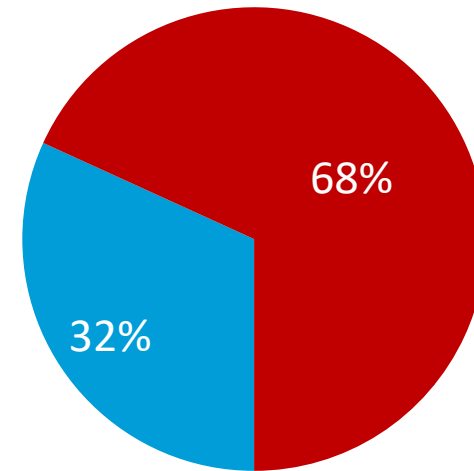
Is the immigration problem at the borders getting better, worse or staying the same?



■ Better ■ Worse ■ Staying the same

Column %	DEM	GOP	IND/OTH
Better	21%	8%	9%
Worse	45%	81%	68%
Staying the same	34%	11%	24%

Do you think the administration should keep its border policies the same or make it tougher to get in the US illegally?



■ Keep its border policies ■ Make it tougher to get into the U.S. illegally

Column %	DEM	GOP	IND/OTH
Keep its border policies	50%	15%	29%
Make it tougher to get into the U.S. illegally	50%	85%	71%

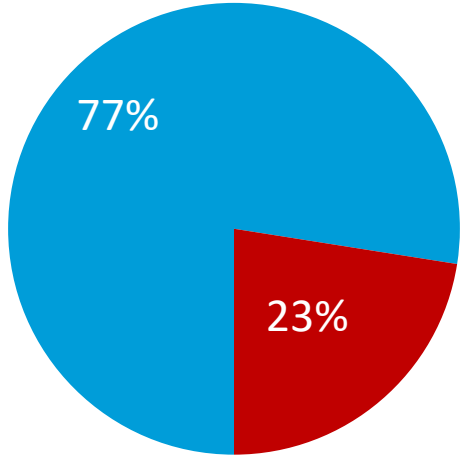
IMM011. Is the immigration problem at the borders getting better, worse or staying the same?

IMM012. Do you think the administration should keep its border policies the same or make it tougher to get in the US illegally?



# 3 IN 4 VOTERS WOULD WANT THE BIDEN ADMINISTRATION MAKE A DEAL WITH GOP ON BORDER SECURITY

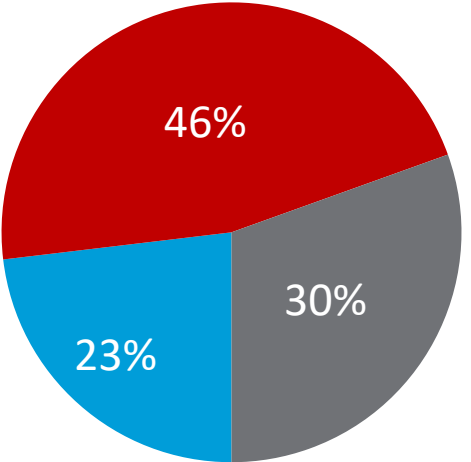
Should the administration make a deal with the Republicans to increase border security or not make a deal on that issue?



■ Make a deal with Republicans to increase border security  
 ■ Not make a deal

Column %	DEM	GOP	IND/OTH
Make a deal with Republicans to increase border security	65%	92%	76%
Not make a deal	35%	8%	24%

Do the current border policies make you more likely to vote for Joe Biden, less likely or have no effect on your vote?



■ More likely to vote for Biden   ■ Less likely   ■ No effect

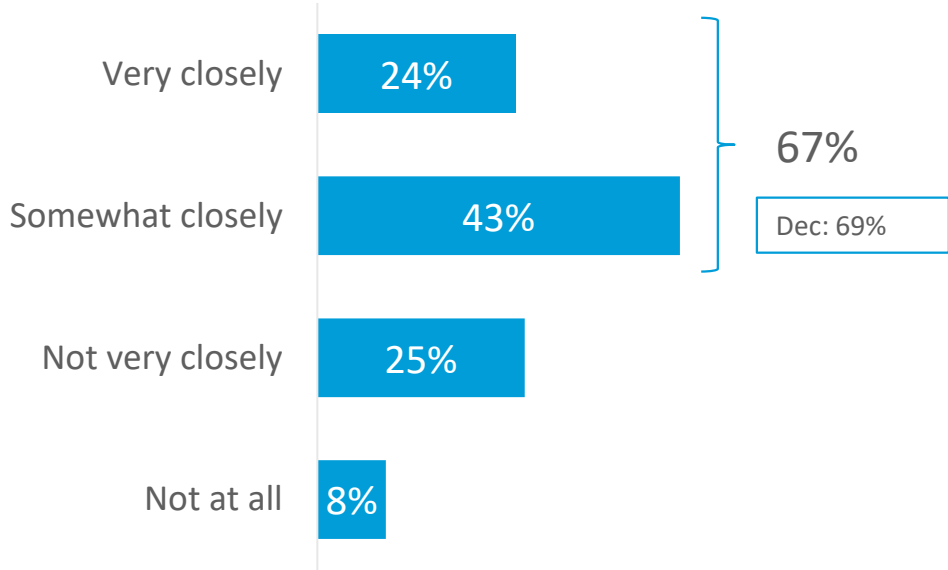
Column %	DEM	GOP	IND/OTH
More likely to vote for Biden	45%	6%	15%
Less likely	18%	74%	48%
No effect	37%	20%	37%

IMM013. Should the administration make a deal with the Republicans to increase border security or not make a deal on that issue?  
 IMM014. Do the current border policies make you more likely to vote for Joe Biden, less likely or have no effect on your vote?

# ISRAEL-HAMAS WAR

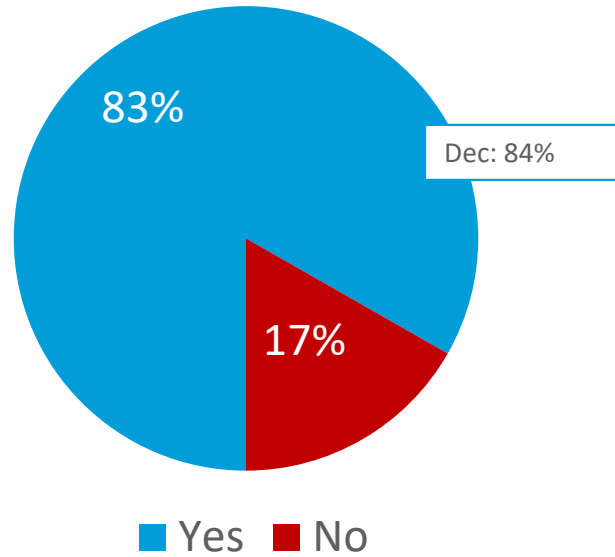
# MOST VOTERS ARE PAYING ATTENTION TO THE ISRAEL-HAMAS WAR AND STRONGLY VIEW THE ATTACK ON ISRAEL AS TERRORISM

How closely are you paying attention to the Israel-Hamas war?



Column %	18-24	25-34	35-44	45-54	55-64	65+
Very closely	26%	26%	26%	21%	19%	25%
Somewhat closely	43%	42%	41%	36%	41%	54%
Not very closely	21%	23%	23%	33%	31%	18%
Not at all	10%	9%	11%	10%	9%	3%

Do you think the recent attack on Israel was a terrorist attack or not?

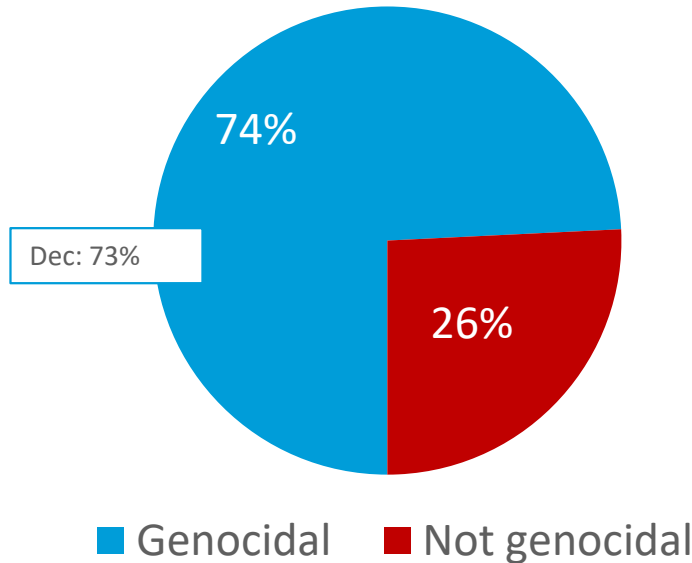


Column %	18-24	25-34	35-44	45-54	55-64	65+
Yes	74%	71%	81%	82%	90%	94%
No	26%	29%	19%	18%	10%	6%

IBA1: How closely are you paying attention to the Israel-Hamas war?  
 IBA2: Do you think the recent attack on Israel was a terrorist attack or not?

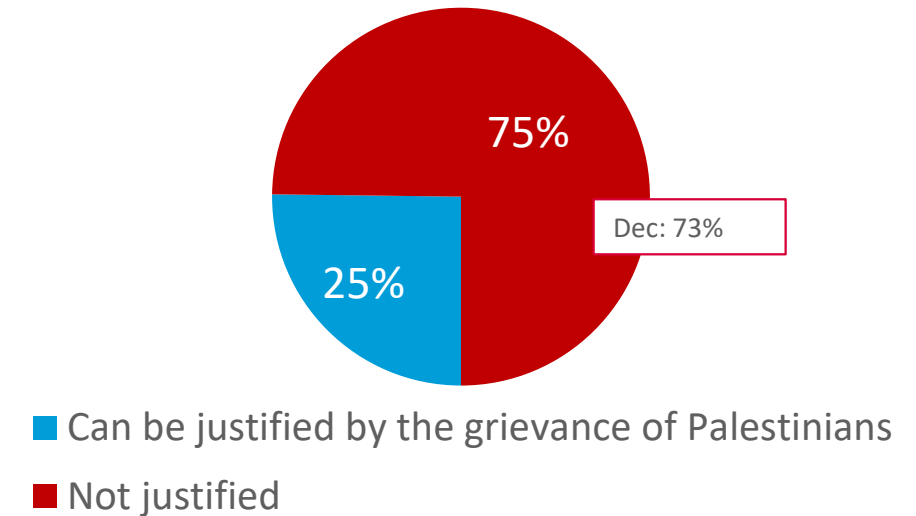
# 3 IN 4 VOTERS HAMAS' ATTACK ON THE JEWS WAS GENOCIDAL AND CANNOT BE JUSTIFIED

Do you think that the attacks on Jews were genocidal in nature or not genocidal?



Column %	18-24	25-34	35-44	45-54	55-64	65+
Genocidal	75%	66%	71%	75%	78%	80%
Not genocidal	25%	34%	29%	25%	22%	20%

Do you think the Hamas killing of 1200 Israeli civilians and the kidnapping of another 250 civilians can be justified by the grievances of Palestinians or is it not justified?



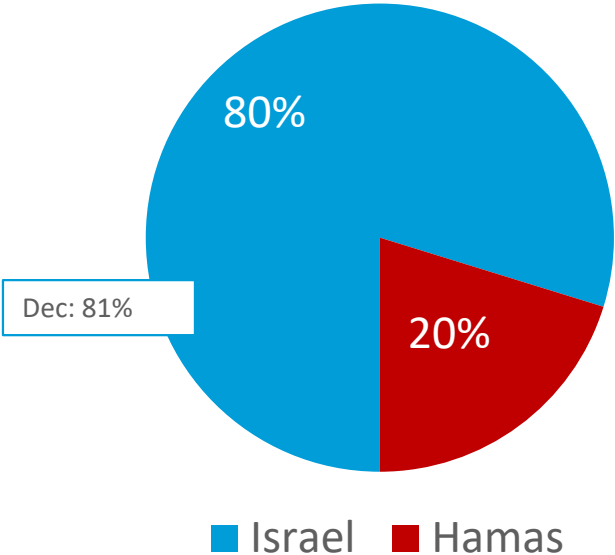
Column %	18-24	25-34	35-44	45-54	55-64	65+
Can be justified by the grievance of Palestinians	46%	42%	36%	22%	13%	8%
Not justified	54%	58%	64%	78%	87%	92%

IBA3: Do you think that the attacks on Jews were genocidal in nature or not genocidal?

IBA4: Do you think the Hamas killing of 1200 Israeli civilians and the kidnapping of another 250 civilians can be justified by the grievances of Palestinians or is it not justified?

# FOUR IN FIVE VOTERS SUPPORT ISRAEL IN THE CONFLICT WITH HAMAS

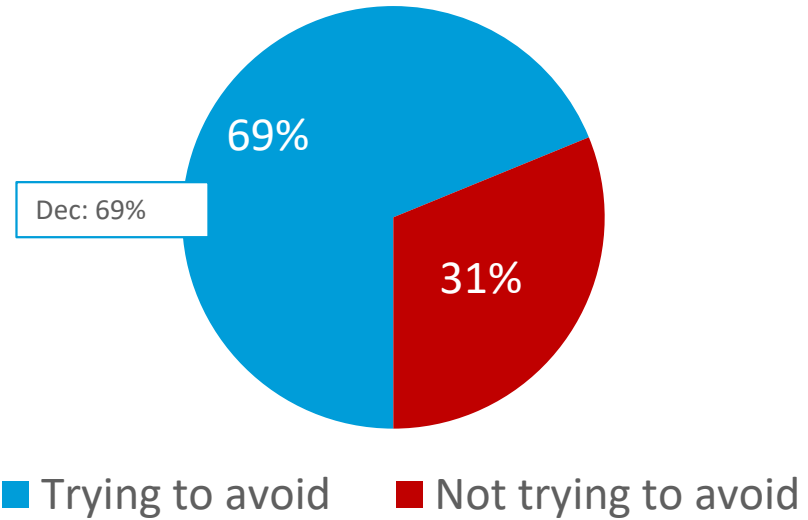
In this conflict do you support more Israel or more Hamas?



Column %	18-24	25-34	35-44	45-54	55-64	65+
Israel	57%	70%	73%	80%	90%	93%
Hamas	43%	30%	27%	20%	10%	7%

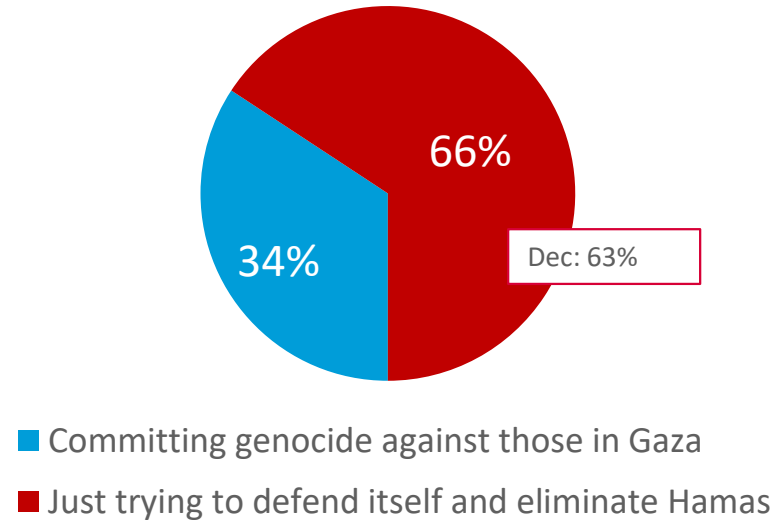
# MOST VOTERS THINK THAT ISRAEL IS TRYING TO AVOID CIVILIAN CASUALTIES IN THE CONFLICT AND THAT IT IS NOT COMMITTING GENOCIDE IN GAZA

Do you think Israel is trying to avoid civilian casualties in fighting its war against Hamas or not trying to avoid such casualties?



Column %	18-24	25-34	35-44	45-54	55-64	65+
Trying to avoid	64%	65%	68%	69%	71%	72%
Not trying to avoid	36%	35%	32%	31%	29%	28%

Do you think that Israel is committing genocide against those in Gaza or is it just trying to defend itself and eliminate Hamas?

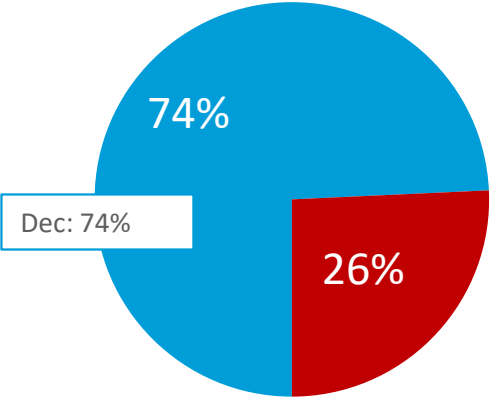


Column %	18-24	25-34	35-44	45-54	55-64	65+
Committing genocide against those in Gaza	57%	50%	45%	33%	23%	15%
Just trying to defend itself and eliminate Hamas	43%	50%	55%	67%	77%	85%

LE1: Do you think Israel is trying to avoid civilian casualties in fighting its war against Hamas or not trying to avoid such casualties?  
 LE2: Do you think that Hamas would like to commit genocide against the Jews in Israel or is that not a goal of Hamas?

# 3 IN 4 VOTERS SAY THAT HAMAS WOULD LIKE TO COMMIT GENOCIDE AGAINST THE JEWS IN ISRAEL, AND CANNOT BE NEGOTIATED WITH THE CREATE PEACE

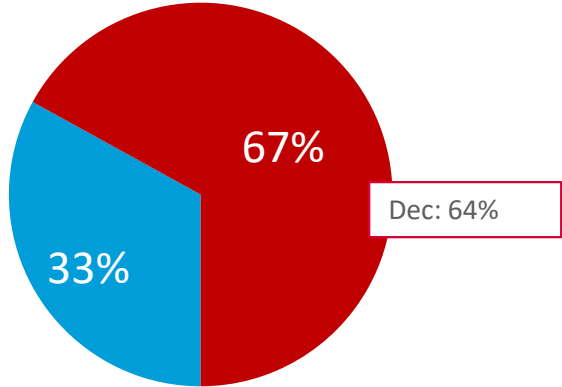
Do you think that Hamas would like to commit genocide against the Jews in Israel or is that not a goal of Hamas?



- Would like to commit genocide
- That is not the goal of Hamas

Column %	18-24	25-34	35-44	45-54	55-64	65+
Would like to commit genocide	60%	59%	70%	75%	83%	88%
That is not the goal of Hamas	40%	41%	30%	25%	17%	12%

Do you think Hamas is an organization that can be negotiated with to create peace or is Hamas dedicated only to the destruction of Israel?



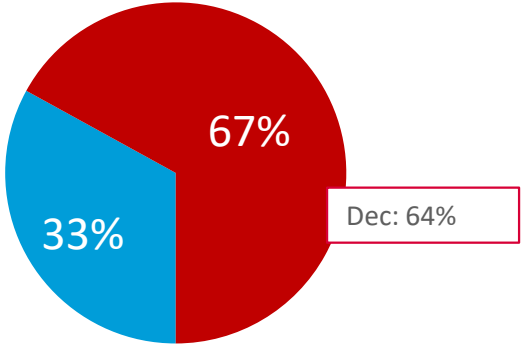
- Can be negotiated with to create peace
- Dedicated only to the destruction of Israel

Column %	18-24	25-34	35-44	45-54	55-64	65+
Can be negotiated with to create peace	60%	49%	47%	30%	18%	14%
Dedicated only to the destruction of Israel	40%	51%	53%	70%	82%	86%

LE3: Do you think that Israel is committing genocide against those in Gaza or is it just trying to defend itself and eliminate Hamas?  
 LE4: Do you think Hamas is an organization that can be negotiated with to create peace or is Hamas dedicated only to the destruction of Israel?

# 2 IN 3 VOTERS WOULD ONLY SUPPORT A CEASEFIRE AFTER HAMAS RELEASES ALL HOSTAGES AND IS REMOVED FROM POWER

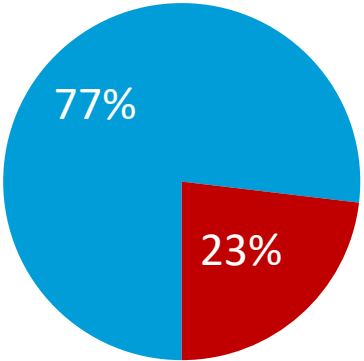
Do you favor an unconditional ceasefire in the Israel-Hamas war that would leave everyone in place, or do you think any ceasefire should happen only after the release of all hostages and Hamas removed from power?



- Favor unconditional ceasefire that would leave everyone in place
- Ceasefire should happen only after the release of all hostages and Hamas being removed from power

Column %	18-24	25-34	35-44	45-54	55-64	65+
Favor unconditional ceasefire that would leave everyone in place	63%	54%	42%	31%	22%	10%
Ceasefire should happen only after the release of all hostages and Hamas being removed from power	37%	46%	58%	69%	78%	90%

Do you think the Houthis in Yemen are a terrorist group or not?



- Yes
- No

Column %	18-24	25-34	35-44	45-54	55-64	65+
Yes	53%	63%	71%	78%	88%	91%
No	47%	37%	29%	22%	12%	9%

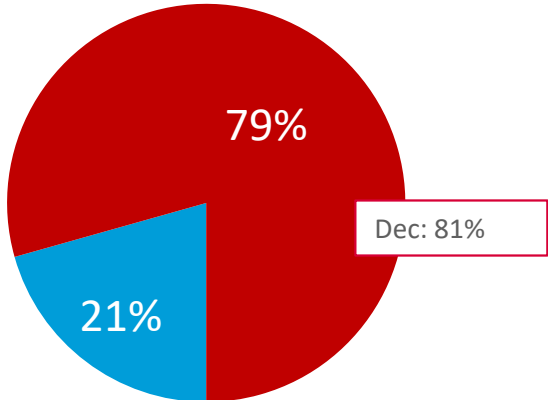
LE10: Do you favor an unconditional ceasefire in the Israel-Hamas war that would leave everyone in place, or do you think any ceasefire should happen only after the release of all hostages and Hamas removed from power?

LE011: Do you think the Houthis in Yemen are a terrorist group or not?



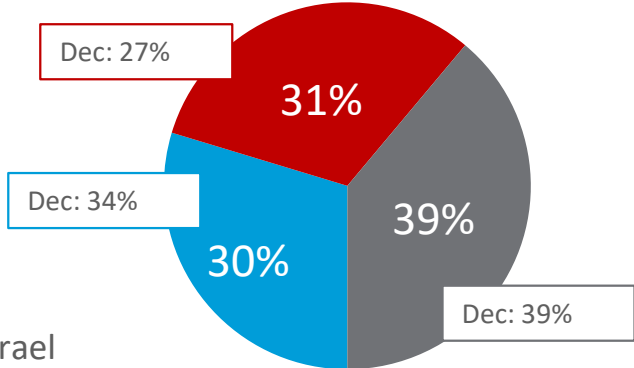
# VOTERS FEEL HAMAS SHOULD BE REMOVED FROM GAZA, BUT ARE SPLIT ON HOW GAZA SHOULD BE ADMINISTERED

Should Hamas be allowed to continue to run Gaza or does Hamas need to be removed from running Gaza?



- Allowed to continue to run Gaza
- Removed from running Gaza

If Hamas is removed, should Gaza be administered by Israel, by the Palestinian Authority or by some new authority set up through negotiations with Arab nations?



- Administered by Israel
- Administered by the Palestinian Authority
- Administered by some new authority set up with Arab nations

Column %	18-24	25-34	35-44	45-54	55-64	65+
Allowed to continue to run Gaza	37%	37%	29%	17%	10%	5%
Removed from running Gaza	63%	63%	71%	83%	90%	95%

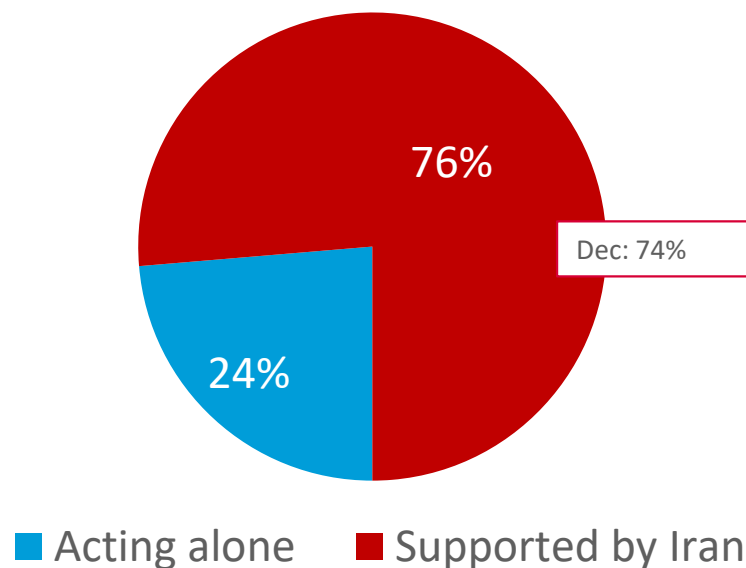
Column %	18-24	25-34	35-44	45-54	55-64	65+
Administered by Israel	38%	31%	32%	28%	32%	24%
Administered by the Palestinian Authority	42%	40%	37%	32%	23%	23%
Administered by some new authority set up with Arab nations	20%	29%	31%	40%	45%	54%

LE11: Should Hamas be allowed to continue to run Gaza or does Hamas need to be removed from running Gaza?

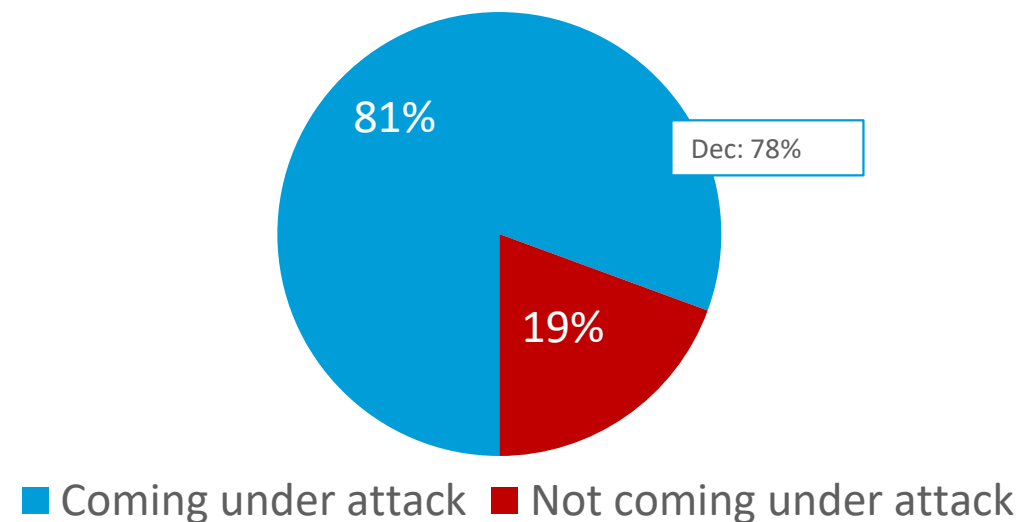
LE12: If Hamas is removed, should Gaza be administered by Israel, by the Palestinian Authority or by some new authority set up through negotiations with Arab nations?

# 3 IN 4 SAY HAMAS IS GETTING SUPPORT FROM IRAN, AND 4 IN 5 SAY U.S. FORCES IN THE REGION ARE UNDER ATTACK BY TERRORISTS

Do you think Hamas is acting alone or with the support of Iran?



Do you think that US forces in the region are coming under attack by terrorist groups or are US forces not coming under attack?



Column %	18-24	25-34	35-44	45-54	55-64	65+
Acting alone	40%	40%	31%	24%	14%	7%
Supported by Iran	60%	60%	69%	76%	86%	93%

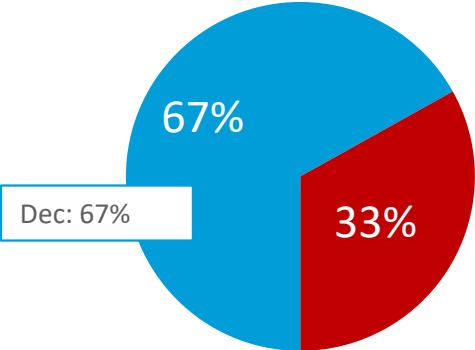
Column %	18-24	25-34	35-44	45-54	55-64	65+
Coming under attack	70%	68%	80%	79%	86%	92%
Not coming under attack	30%	32%	20%	21%	14%	8%

LE5: Do you think Hamas is acting alone or with the support of Iran?

LE7: Do you think that US forces in the region are coming under attack by terrorist groups or are US forces not coming under attack?

# 2 IN 3 VOTERS WOULD SUPPORT THE U.S. ACTIVELY STRIKING AGAINST TERRORIST GROUPS, AND MOST SAY BIDEN’S RESPONSE HAS BEEN TOO WEAK

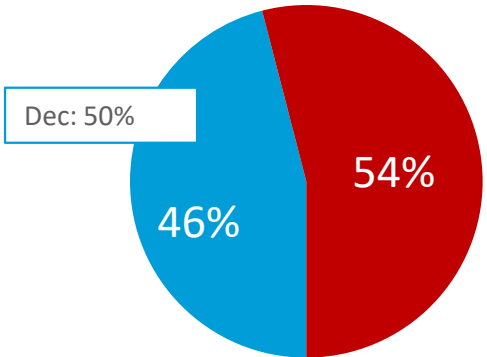
Should the US respond to any such attacks with strikes against terrorist groups or should it just defend itself against such attacks?



- Respond with strikes against terrorist groups
- Just defend itself but not strike back

Column %	18-24	25-34	35-44	45-54	55-64	65+
Respond with strikes against terrorist groups	55%	62%	60%	63%	70%	80%
Just defend itself but not strike back	45%	38%	40%	37%	30%	20%

Is President Biden acting forcefully and appropriately enough against such attacks or has his response been too weak?



- Acting forcefully enough
- Response has been too weak

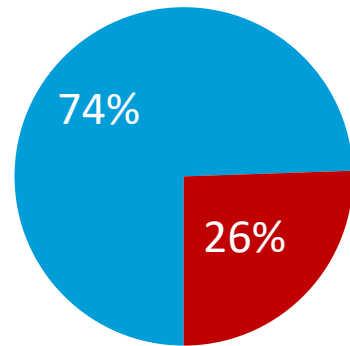
Column %	18-24	25-34	35-44	45-54	55-64	65+
Acting forcefully enough	48%	55%	52%	45%	38%	40%
Response has been too weak	52%	45%	48%	55%	62%	60%

LE8: Should the US respond to any such attacks with strikes against terrorist groups or should it just defend itself against such attacks?

LE9: Is President Biden acting forcefully and appropriately enough against such attacks or has his response been too weak?

# VOTERS STRONGLY SUPPORT THE RETALIATORY ATTACKS ON HOUTHIS IN YEMEN

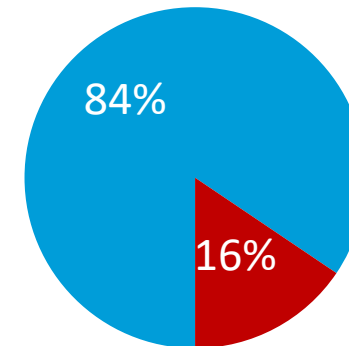
Do you support or oppose the retaliatory attacks by US and multinational coalition forces against the Houthis?



■ Support ■ Oppose

Column %	18-24	25-34	35-44	45-54	55-64	65+
Support	61%	61%	71%	71%	81%	90%
Oppose	39%	39%	29%	29%	19%	10%

If Houthis continue to attack international shipping, should the US and international coalition increase their military response or not increase their response?



■ Increase military response ■ Not increase military response

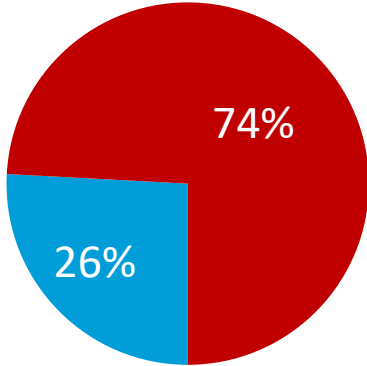
Column %	18-24	25-34	35-44	45-54	55-64	65+
Increase military response	78%	73%	82%	85%	88%	95%
Not increase military response	22%	27%	18%	15%	12%	5%

LE012: Do you support or oppose the retaliatory attacks by US and multinational coalition forces against the Houthis?

LE013: If Houthis continue to attack international shipping, should the US and international coalition increase their military response or not increase their response?

# MOST SUSPECT THAT THE HOUTHIS ARE GETTING SUPPORT FROM IRAN, AND AGREE THAT IRAN SANCTIONS SHOULD BE INCREASED

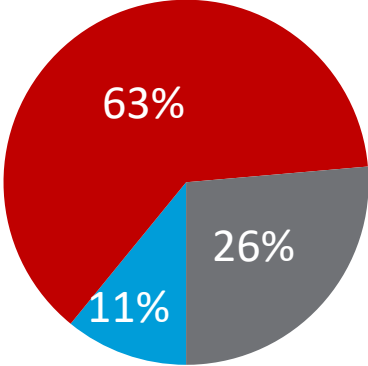
Do you think the Houthis are acting on their own or are they getting guidance and help from Iran?



■ Acting on their own ■ Getting guidance from Iran

Column %	18-24	25-34	35-44	45-54	55-64	65+
Acting on their own	47%	43%	35%	22%	17%	7%
Getting guidance from Iran	53%	57%	65%	78%	83%	93%

Should sanctions on Iran be eased, increased or kept where they are?



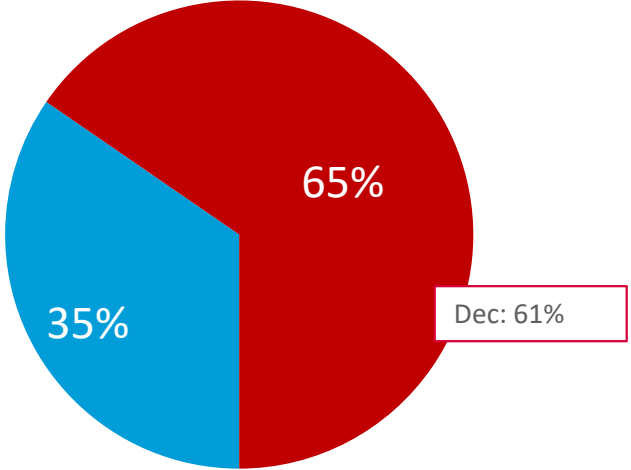
■ Eased ■ Increased ■ Kept where they are

Column %	18-24	25-34	35-44	45-54	55-64	65+
Eased	14%	21%	19%	8%	5%	1%
Increased	50%	51%	53%	59%	72%	79%
Kept where they are	36%	28%	28%	33%	23%	20%

LE014: Do you think the Houthis are acting on their own or are they getting guidance and help from Iran?  
 LE015: Should sanctions on Iran be eased, increased or kept where they are?

# 2 IN 3 VOTERS SAY THAT BIDEN’S IRAN POLICY HAS BEEN UNSUCCESSFUL

Has President Biden's Iran policy been successful or unsuccessful?



■ Successful ■ Unsuccessful

Column %	18-24	25-34	35-44	45-54	55-64	65+
Successful	46%	40%	41%	33%	27%	28%
Unsuccessful	54%	60%	59%	67%	73%	72%